

UNSD's perspective: Accomplishments of the DA12 project and further engagement



Final regional workshop of the project, 2023Q “Caribbean SIDS relevant climate change and disasters indicators for evidence-based policies”

(10-12 May 2023)



Outline

1. Objectives and outcomes from the Project
2. Recap - methodological work presented during the DA12 project
 - Framework for the Development of Environment Statistics (FDES 2013) and its supporting tools
 - Global Set of Climate Change Statistics and Indicators
3. Benefits of the DA12 project
4. Further engagement ex post DA12



1. Objective and Outcomes from the Project

The DA12 project had the overall OBJECTIVE: *To enhance the climate change and disaster risk reduction statistical and institutional capacities of target countries in the Caribbean to improve policy coherence in the implementation of the SDGs, the SAMOA Pathway, the Paris Agreement, and the Sendai Framework; with*

- Outcome 1: Strengthened national statistical and institutional capacities of Caribbean member States to produce and disseminate relevant internationally agreed climate change and disaster indicators on a continuous basis; and
- Outcome 2: Strengthened regional capacities of Caribbean practitioners from National Statistical Offices, policymakers and other stakeholders to use the indicators for sustainable evidence-based development policies.

UNSD has been privileged to be closely engaged with the DA12 Project led by ECLAC, in collaboration with UNSD and CARICOM. This joint collaborative effort builds upon the UNSD/CARICOM project on environment and gender statistics, 1999-2003, which was subsequently transformed into the CARICOM Programme.

UNSD appreciates being fully involved in the project to help countries achieve, “a list of relevant and prioritized climate change and disasters indicators and related metadata that are linked to the Paris Agreement and the Global Set of Climate Change Statistics and Indicators”, as concluded at the DA12 national workshops.



2. Recap - methodological work presented during the DA12 project



FDES and ESSAT

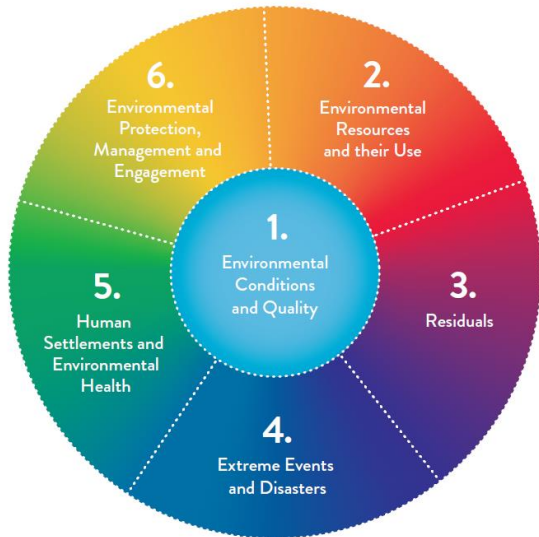


- The UN Statistical Commission endorsed the revised **FDES 2013** at its 44th session in 2013 as the framework for strengthening environment statistics programmes in countries.
- The Statistical Commission also recognized the FDES 2013 as a useful tool in the context of **sustainable development goals (SDGs)** and the post-2015 development agenda.
- The objectives are:
 - Help international and regional institutions to **support strengthening capacity in countries** to develop environment statistics
 - Enhance **comparability** and availability of environment statistics using a common framework
 - Better inform policy making decisions

Download FDES 2013 at <https://unstats.un.org/unsd/envstats/fdes.cshhtml> in English, Spanish, Arabic, Portuguese, Russian.



FDES and ESSAT



Number of Statistics	Comp. 1	Comp. 2	Comp. 3	Comp. 4	Comp. 5	Comp. 6	Total
Tier 1	32	30	19	4	12	3	100
Tier 2	58	51	34	11	22	24	200
Tier 3	51	43	5	16	20	23	158
Total	141	124	58	31	54	50	458

The FDES can be applied to inform about cross-cutting policy issues important to countries at any given time.

Examples:

- Water and the environment
- Energy and the environment
- Climate change
- Agriculture and the environment

Environment Statistics Self-Assessment Tool (ESSAT)

Part II: Statistics Level Assessment

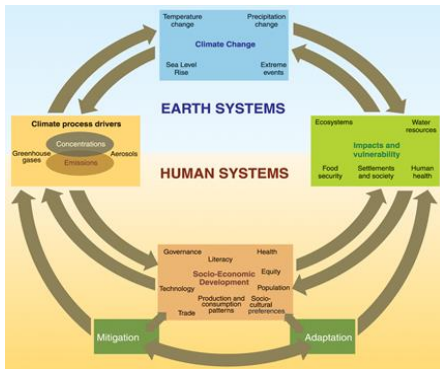
in support of the Framework for the Development of Environment Statistics (FDES 2013)



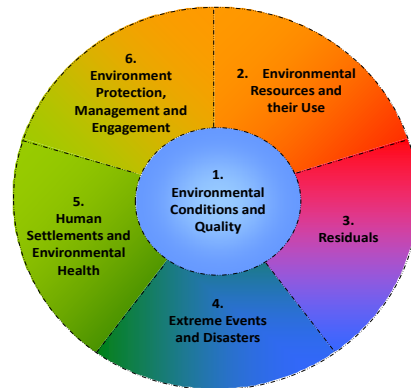
Component 1: Environmental Conditions and Quality										
	Statistics and Related Information	Category of Measurement	Potential Aggregations and Scales	Relevance of Statistic at the National Level (High /Medium /Low/Not Relevant/Not Applicable)	Priority for National Data Collection (High /Medium /Low/Not a Priority)	Availability of Statistic at the National Level (Identical/Similar/Not Available)	Primary Institution(s) Responsible for Collecting Statistic	Requirements or User Requests for Collection/ Reporting on this Statistic	Periodicity (Annual/Monthly/Daily/Hourly/Other [specify])	Main Reasons why Statistic is not Available
	Check all that apply						Check all that apply			
	Bold Text - Core Set/Tier 1 Regular Text - Tier 2 Italicized Text - Tier 3						NSO Ministry of Environment or equivalent institution Other (specify):	Sub-national National Regional International	Earliest Year Available Latest Year Available	Format of Statistic (Publication/Excel/Database/Website/Individual records) Unit of Measurement Resource constraints Methodological/Technical difficulty in data collection Insufficient quality Inaccessibility Lack of institutional set-up /coordination Other (specify):

Global Set of Climate Change Statistics and Indicators - Methodological foundation

- Given that there was no underlying framework linking the reporting requirements stemming from the Paris Agreement and the necessary statistics or indicators to support climate policy action, UNSD worked closely with UNFCCC to develop such a framework explicitly for climate change.
- The Global Set, developed in close collaboration with UNFCCC, is structured according to the IPCC framework and FDES, with a tiering system as in the FDES and the SDG indicators.

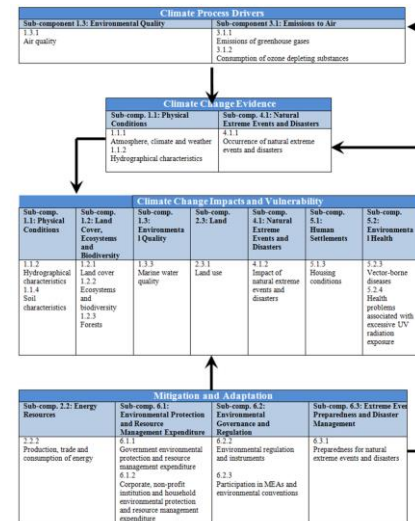


IPCC, 2007, Fourth Assessment Report



Framework for the Development of Environment Statistics (FDES 2013)

Relevant chapters of the Manual of the BSES
https://unstats.un.org/unsd/envstats/fdes/manual_bses.cshml



FDES cross-cutting application (Chapter 5) links climate change and environment statistics based on the IPCC Framework



Goal 13

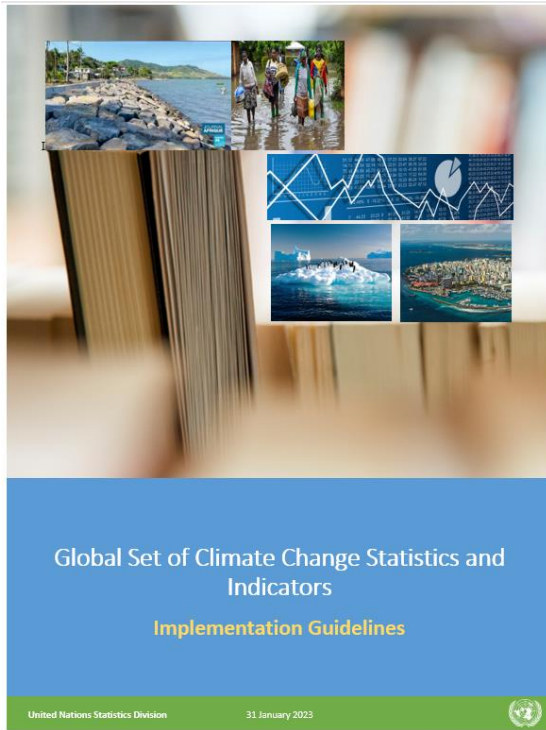


The Global Set, in summary

- The Global Set of Climate Change Statistics and Indicators is a **comprehensive statistical framework**, with statistics, indicators and metadata, designed **to support countries in preparing their own sets of climate change statistics and indicators** according to their individual concerns, priorities and resources.
<https://unstats.un.org/unsd/envstats/climatechange.cshtml>
- It comprises 158 indicators and 190 statistics; five IPCC areas (drivers, impacts, vulnerability, mitigation and adaptation); 34 topics; metadata for each indicator; tiering system (per SDGs).
- It will assist countries embarking on climate change statistics programmes by providing the scope, coverage and relevance to climate change, and also assist countries already involved by providing a reference list.
- It will **help streamline the supply of data for national policies and international reporting by mapping the commonalities, overlaps and gaps under multiple policy demands and statistical methods/guidelines.**



Implementation Guidelines



<https://unstats.un.org/unsd/envstats/climatechange.cshtml>

UNSD thanks Antigua and Barbuda, Belize, Grenada, Saint Lucia, St Kitts and Nevis, Suriname, ECLAC and CARICOM for their valuable contributions to these implementation guidelines and the CISAT.

Acknowledgments	ii
List of abbreviations	iv
Table of contents	vi
List of boxes	viii
List of figures	viii
1. Introduction	1
1.1. Background.....	3
1.2. Rationale for the Guidelines	6
1.3. Aims and objectives.....	9
1.4. How to use the Guidelines	10
2. Understanding climate change	11
3. The Global Set of Climate Change Statistics and Indicators	14
4. Developing a national programme of climate change statistics	24
4.1 Role of NSOs, UNFCCC-NFPs and key stakeholders.....	24
4.1.1 Role of NSOs.....	24
4.1.2 Role of UNFCCC-NFPs	25
4.1.3 Role of other key stakeholders	26
4.1.4 Collaboration between NSO, UNFCCC-NFP and key stakeholders	26
4.2 Assessment and implementation of the Global Set.....	30
4.2.1 Assessment of available ar	52
4.2.2 National action plan.....	52
4.2.3 High-level buy-in.....	56
4.2.4 National institutional arran	56
4.2.4.1 Define institution with	56
4.2.4.2 Engage key stakeholde	57
4.2.5 Capacity building at nation	59
4.2.6 Multi-disciplinary approac	59
5. Production of climate change statist	60
5.1 MRV/Transparency system	61
5.2 Data sources for climate chang	61
5.2.1 Map and assess sources of available statistics and indicators.....	52
5.2.1.1 Quality assurance	52
5.2.1.2 Generic Statistical Business Process Model.....	56
5.2.2 Define and prioritize gaps in data and methods.....	56
5.2.3 Establish data collection processes	57
5.2.4 Database building	59
5.2.5 Data exchange protocols.....	59
5.3 Dissemination of national climate change statistics and indicators	60
5.3.1 Publication guidelines.....	61
5.4 Evaluating contribution to national policy demands and international reporting requirements.....	61
References	63
Annexes	69
Annex 1: Contents of a national action plan on climate change statistics.....	69
Annex 2: Global Set of Climate Change Statistics and Indicators.....	71



Climate Change Statistics and Indicators Self-Assessment Tool (CISAT)

- The Self-Assessment Tool was prepared by building on the experience of countries applying the FDES Environment Statistics Self-Assessment Tool (ESSAT) and the Global Consultation Part I and Part II.
- CISAT was applied during national workshops during this Project. Such applications provide invaluable feedback directly to UNSD from countries.**
- CISAT comprises Introduction, Part I, Part II and Metadata sheets

<https://unstats.un.org/unsd/envstats/Climate%20Change/cisat.cshtml>

GLOBAL SET (ADOPTED in MARCH 2022)				GLOBAL CLIMATE POLICY REFERENCES	STATISTICAL REFERENCES			
Area	Topic	Number	Indicator		Method (frameworks, standards, guidelines)	Global		Regional
				Paris Agreement article		FDES reference	SDG reference	Sendai Framework reference
				PAW-P-Katowice				
				Theme				
				Tier				
DRIVERS								
Total greenhouse gas emissions								
1			Total greenhouse gas emissions per year	13.7a				Decision 18/CMA.1, chapter II, para. 47-49

SELF-ASSESSMENT													4 Future Plans																							
Focal Institutions and data sources		1 Relevance			2 Data/statistic/indicator characteristics					3 Methodological soundness																										
		1.1 Relevance/priority for climate change-related policies	1.2 Requirements or user requests for this indicator/statistic		2.1 Data characteristics and availability		2.2 Institution(s) collecting data on this statistic/indicator	2.3 Format and characteristics of statistic/indicator	2.4 Institution(s) compiling this statistic/indicator	2.5 Main reasons why the statistic/indicator is not available or not updated	3.1 International comparability	3.2 Methodology characteristics																								
National focal institution	National data sources	1.1.1 Relevance of indicator/statistic at the national level	1.1.2 Relevance link	1.1.3 Priority for national data collection	1.2.1 Sub-national	1.2.2 National	1.2.3 Regional	1.2.4 International	1.2.5 Specification	2.1.1 Data availability	2.1.2 Reference link	2.1.3 Data type	2.1.4 Periodicity	2.1.5 Earliest year available	2.1.6 Latest year available	2.2.1 Collected by NSO	2.2.2 Collected by Ministry of Environment or equivalent institution	2.2.3 Collected by Other (specify)	2.3.1 Similarity of indicator to the international one	2.3.2 Format of statistic/indicator	2.4.1 Compiled by NSO	2.4.2 Compiled by Ministry of Environment or equivalent	2.4.3 Compiled by Other (specify)	2.5.1 Resource constraints	2.5.2 Inaccessibility	2.5.3 Inconsistent quality	2.5.4 Other (specify)	2.5.5 Lack of institutional self-upgradation	3.1.1 Methodology	3.1.2 Reference link	3.1.3 Main reason why the methodology used is not sound	3.2.1 Type of data source	3.2.2 Category of measurement	3.2.3 Unit of measurement	3.2.4 Potential aggregations and scales	3.2.5 Classification/uptake

3. Benefits of the DA12 project



Involvement of UNSD and use of its resources/outputs

- UNSD participated in all workshops for this DA12 project (this workshop is the 11th one), in-person or virtually.
- Training materials, reports, documentation, etc. have been referenced in the project, and will be considered for future DA and other projects.
- UNSD participation has been useful for learning from countries regarding their demands for and experiences in implementing UNSD-developed tools and frameworks. It has assisted UNSD in finalization of CISAT and Implementation Guidelines.
- Use of selected indicators from the Global Set during group work at national workshops.
- Opportunity for direct communications between countries and UNSD concerning the UNSD/UNEP Questionnaire and countries' responses.
- Country efforts and outputs from this project may be used to demonstrate good practice to others.



Results

Globally accepted and endorsed methodological frameworks

- UNSD commends ECLAC on the application of globally accepted and endorsed methodological frameworks as part of the project. Upon UN Statistical Commission adoption of global frameworks, the regional commissions are encouraged to support implementation in countries by partnering with UNSD.

Optimization of resources and synergies

- The joint collaboration among the partners involved demonstrates how scarce resources can be successfully optimized to serve countries.
- The synergies built among ECLAC, CARICOM, UNSD, other partners and countries have advanced the region in these pioneering and more challenging areas of statistics.

Systematic approach to national workshops

- A common approach to the conduct and contents of national workshops is of value to enhance further bilateral discussion among countries, as well as leading to application of a systematic approach to the compilation of climate change statistics.

A common SIDS viewpoint toward climate change

- Using harmonized methodologies such as the Global Set and FDES, a common platform for indicator development and monitoring can be created throughout Caribbean SIDS which has a strong focus toward adaptation/vulnerability. Much of the design of the Global Set and the FDES took into consideration the characteristics of SIDS.



Enhanced working rapport between NSO in countries with key stakeholders

- When the National Statistical Office serves as a central focal point for compiling and disseminating environment and climate change statistics, the series of DA12 workshops has strengthened relationships between individuals working across different offices (NSO, Ministry of Environment, Ministry of Tourism, Department of Water Resources, etc.).

Strengthened working rapport among countries, CARICOM, ECLAC, UNSD

- Collaboration among international stakeholders for the DA12 has been exemplary (e.g. methodologies produced by UNSD, very close collaboration with ECLAC, and CARICOM have been informed and involved at every step).

- UNSD will continue to directly liaise with countries biennially via the UNSD/UNEP Questionnaire on Environment Statistics (waste and water sections)

<https://unstats.un.org/unsd/envstats/questionnaire>



United Nations Statistics Division (UNSD) and United Nations Environment Programme	
QUESTIONNAIRE 2022 ON ENVIRONMENT STATISTICS	
Section: WASTE	
TABLE OF CONTENTS	
Guidance	Introduction, Steps to Follow, Description of Tables
Definitions	List of Definitions
Table R1	Generation of Waste by Source
Table R2	Management of Hazardous Waste
Table R3	Management of Municipal Waste
Table R4	Composition of Municipal Waste
Table R5	Management of Municipal Waste -- City Data
Table R6	Electronic Waste Generation and Collection
Table R7	Supplementary Information Sheet



Increased country application of self-assessment tools (ESSAT and CISAT)

- Environment Statistics Self-Assessment Tool (ESSAT)
<https://unstats.un.org/unsd/envstats/fdes/essat.cshtml>
- Climate Change Statistics and Indicators Self-Assessment Tool (CISAT)
<https://unstats.un.org/unsd/envstats/Climate%20Change/cisat.cshtml>
- An example to date is Belize's recent and thorough application of the ESSAT.
- Other countries are known to be applying ESSAT and CISAT (e.g. Grenada).
- UNSD often liaises with countries who apply these self-assessment tools.
- ESSAT and CISAT are ideal for identifying starting points and data gaps, and for prioritizing workload, for adapting the FDES or Global Set to national needs, and for compiling compendia.
- They also help ensure that a country's effort adheres to global standards and norms (e.g. linking to the Climate Change Data Ecosystem developed by PARIS21; reporting to UNFCCC; Global Set; FDES; etc.).



4. Further engagement ex post DA12



Advances in methodology and capacity development at international and regional levels

UNSD, in collaboration with UNFCCC, ECLAC, CARICOM and other relevant bodies, will further develop the methodology for climate change statistics and indicators by:

- a) Reviewing and updating the tier 3 indicators and completing their metadata. Consultations will be organized to advance towards internationally agreed methods while drawing from experiences learned from member states.
- b) Following up ongoing statistical processes to ensure that latest guidance is reflected for the indicators at all tiers.
- c) Following policy and science to identify new indicators to be included in the Global Set of Climate Change Statistics and Indicators in future revisions.
- d) Liaising with member states, and learning from their experiences on the use of ESSAT, CISAT, the Implementation Guidelines to inform future revisions.
- e) Advancing capacity development, resources permitting, including provision of training materials, e-learning modules, along with guidance and best practices, on addressing climate change issues, and best practices on the dissemination of climate change statistics.



Promoting environment and climate change statistics at the country level

Countries with support from UNSD, ECLAC and CARICOM and other partners are encouraged to:

- a) Develop national climate change statistics programmes using the Global Set as the framework for climate change statistics and indicators and continue to assess the availability of data for the indicators and statistics according to the tiering system.
- b) Continue to strengthen NSOs' collaboration with the national focal points for UNFCCC (or national authorities responsible for reporting climate change-related information).
- c) Continue NSOs' involvement in the preparation of data submissions to UNFCCC, for supporting the implementation of the Paris Agreement.
- d) Advocate for NSOs to have a more central role in coordinating environment and climate change statistics based on their mandates to produce official statistics and their role in coordinating national statistical systems.
- e) Strengthen environment statistics, using the FDES, as the basis for developing climate change statistics, given their close interrelationship.
- f) Enhance data collection in the area of environment and climate change statistics by conducting specialized surveys or including related modules in existing surveys and censuses.
- g) Produce and disseminate environment and climate change statistics via dedicated reports, websites or other means.



Production and dissemination of Environment Statistics Compendia

As countries are increasingly able to apply the Global Set, while being cognizant of coordinated global efforts (PARIS21, FDES, etc.), UNSD would like to provide ongoing support and advocacy to country efforts to compile compendia

<https://unstats.un.org/unsd/envstats/fdescompendia.cshtml>

Compendiums:

**Climate change statistics reports are available at https://unstats.un.org/unsd/envstats/climatechange_reports.cshtml.

- ▶ Anguilla Environmental Statistics Compendium 2015 [PDF](#) [Background Link](#)
- ▶ Bangladesh Environmental Statistics Framework (BESF) 2016-2030 [PDF](#) [Background Link](#)
- ▶ Bangladesh Pilot Survey on SADDD and CCA & DRR [PDF](#) [Background Link](#)
- ▶ Compilation of Bangladesh Environment Statistics 2020 [PDF](#) [Background Link](#)
- ▶ Bangladesh Disaster-related Statistics 2015: Climate Change and Natural Disaster Perspectives [PDF](#) [Background Link](#)
- ▶ Botswana, Environment Statistics Climate Digest, September 2021 [PDF](#) [Background Link](#)
- ▶ Botswana, Environment Statistics Climate Digest, March 2021 [PDF](#) [Background Link](#)
- ▶ Botswana, Selected Environmental Indicators Digest, 2020 [PDF](#) [Background Link](#)
- ▶ Botswana, Environment Statistics Climate Digest, September 2020 [PDF](#) [Background Link](#)
- ▶ Botswana Environment Statistics, Water and Climate Digest, 2017 [PDF](#) [Background Link](#)
- ▶ Botswana Environment Statistics, Natural Disasters Digest, 2017 [PDF](#) [Background Link](#)
- ▶ Botswana Environment Statistics, Water and Climate Digest, 2016 [PDF](#) [Background Link](#)
- ▶ Botswana Environment Statistics Revised Version, 2016 [PDF](#) [Background Link](#)
- ▶ Botswana Environment Statistics, Natural Disasters Digest, 2015 [PDF](#) [Background Link](#)
- ▶ Burkina Faso, Yearbook of Environmental Statistics, 2018, French [PDF](#) [Background Link](#)
- ▶ Burkina Faso, Yearbook of Environmental Statistics, 2013, French [PDF](#) [Background Link](#)
- ▶ Burkina Faso, Yearbook of Environmental Statistics, 2012, French [PDF](#) [Background Link](#)


Almost 60 country-compiled Environment Statistics Compendia are housed here.

A reference to the compendium itself (a PDF) and to the website of the organization (typically the NSO) is provided.




Production and dissemination of Environment Statistics Compendia – country examples


Suriname's Compendium includes references to collaborators in-country, international efforts and frameworks (e.g. FDES).




Led by Central Statistical Office of Grenada with collaboration from other stakeholders. FDES-coherent.



Curacao's compendium is FDES-coherent with additional emphasis on tourism per country interest.



Anguilla's compendium led by its Statistics Department and compiled by theme per country priorities.

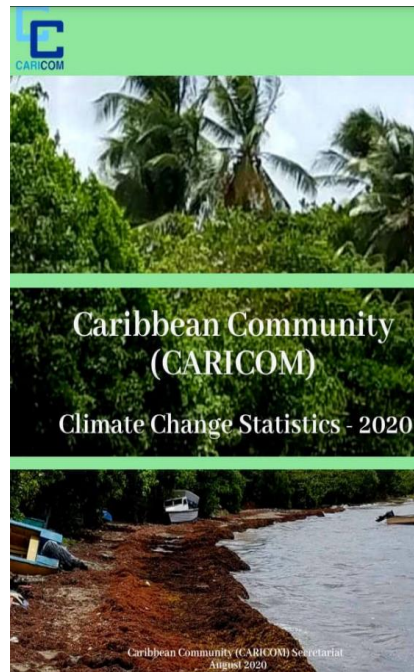
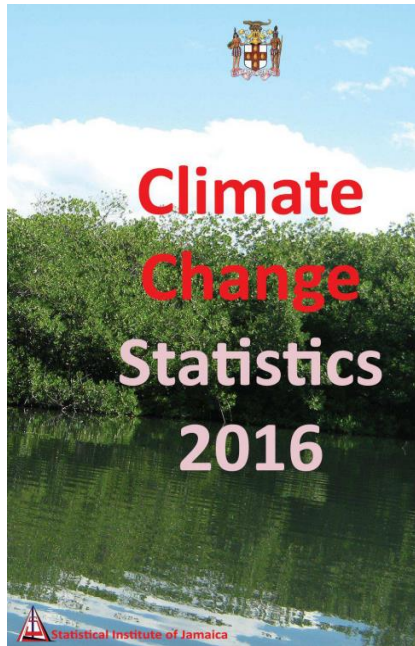


Production and dissemination of climate Change Statistics Compendia – examples



Increase effort from countries applying the Global Set to compile Climate Change Statistics compendia:

https://unstats.un.org/unsd/envstats/climatechange_reports.cshtml

Examples from Jamaica and CARICOM



Examples from other parts of the world



Thank you for your attention!

For more information please contact the Environment Statistics Section
at the United Nations Statistics Division:

E-mail: envstats@un.org

Website: <https://unstats.un.org/unsd/envstats/>

Climate Change Statistics Website

<https://unstats.un.org/unsd/envstats/climatechange.cshml>

