

Intra country validation and extrapolation of the data collected 2019-2020-2021 for the I quarter 2021

September 2021



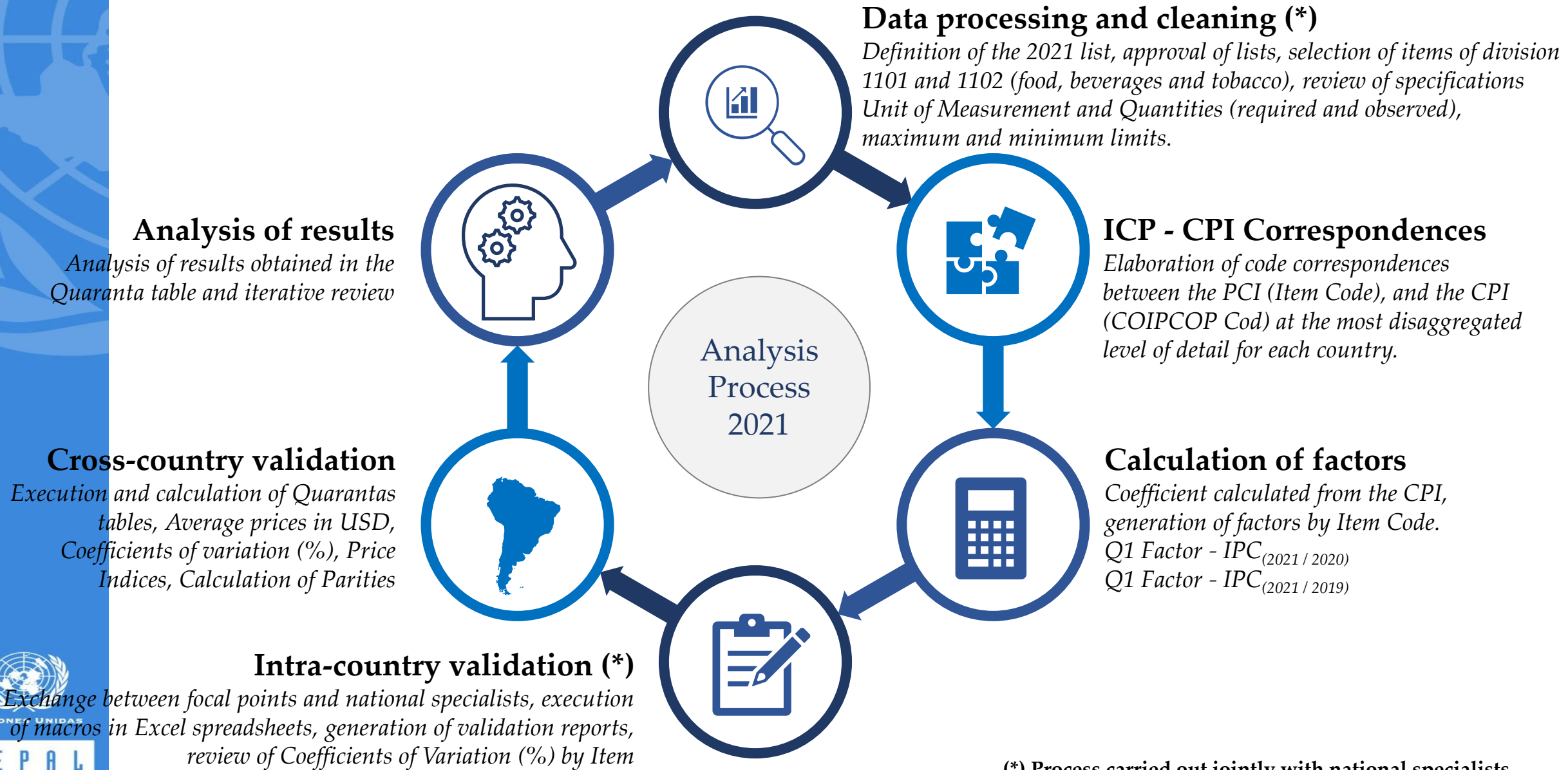
UNITED NATIONS



Lady Viviana Infante
Statistics Division

Economic Commission for Latin America and the Caribbean

Price analysis process 2021































(*) Process carried out jointly with national specialists



Selection of Items by country and collection period.

Division 1101 and 1102 – Food, Beverage and Tobacco

Country	Q1-2019		Q1-2020		Q1-2021		Total		Country	Q1-2019		Q1-2020		Q1-2021		Total	
Total	Obs	Ítems	Obs	Ítems	Obs	Ítems	Obs	Ítems	Total	Obs	Ítems	Obs	Ítems	Obs	Ítems	Obs	Ítems
ABW 	18	6	-	-	413	153	431	159	JAM 	85	85	-	-	183	61	268	146
AIA 	-	-	-	-	2129	165	2129	165	KNA 	-	-	-	-	230	154	230	154
ARG 	-	-	-	-	79	79	79	79	LCA 	288	105	-	-	38	16	326	121
ATG 	-	-	-	-	472	101	472	101	MSR 	-	-	139	139	-	-	139	139
BLZ 	39	11	-	-	945	123	984	134	NIC 	-	-	-	-	1828	95	1828	95
BMU 	-	-	-	-	248	106	248	106	PAN 	881	111	-	-	-	-	881	111
BOL 	126	7	-	-	681	62	807	69	PER 	-	-	-	-	11149	149	11149	149
BRA 	27616	120	-	-	-	-	27616	120	PRY 	1460	82	-	-	-	-	1460	82
DMA 	-	-	-	-	369	136	369	136	SLV 	539	31	-	-	3211	31	3750	62
DOM 	564	4	-	-	29529	140	30093	144	SUR 	11	4	-	-	1049	146	1060	150
ECU 	554	68	72	10	1322	82	1948	160	TTO 	1056	149	-	-	-	-	1056	149
GRD 	25	9	-	-	522	146	547	155	URY 	-	-	-	-	8715	118	8715	118
GUY 	-	-	-	-	606	64	606	64	VCT 	311	106	-	-	-	-	311	106
HND 	130	25	30	5	131	131	291	159	VGB 	-	-	-	-	685	129	685	129

Source: ECLAC

(*) Does not contain deleted observations "E"

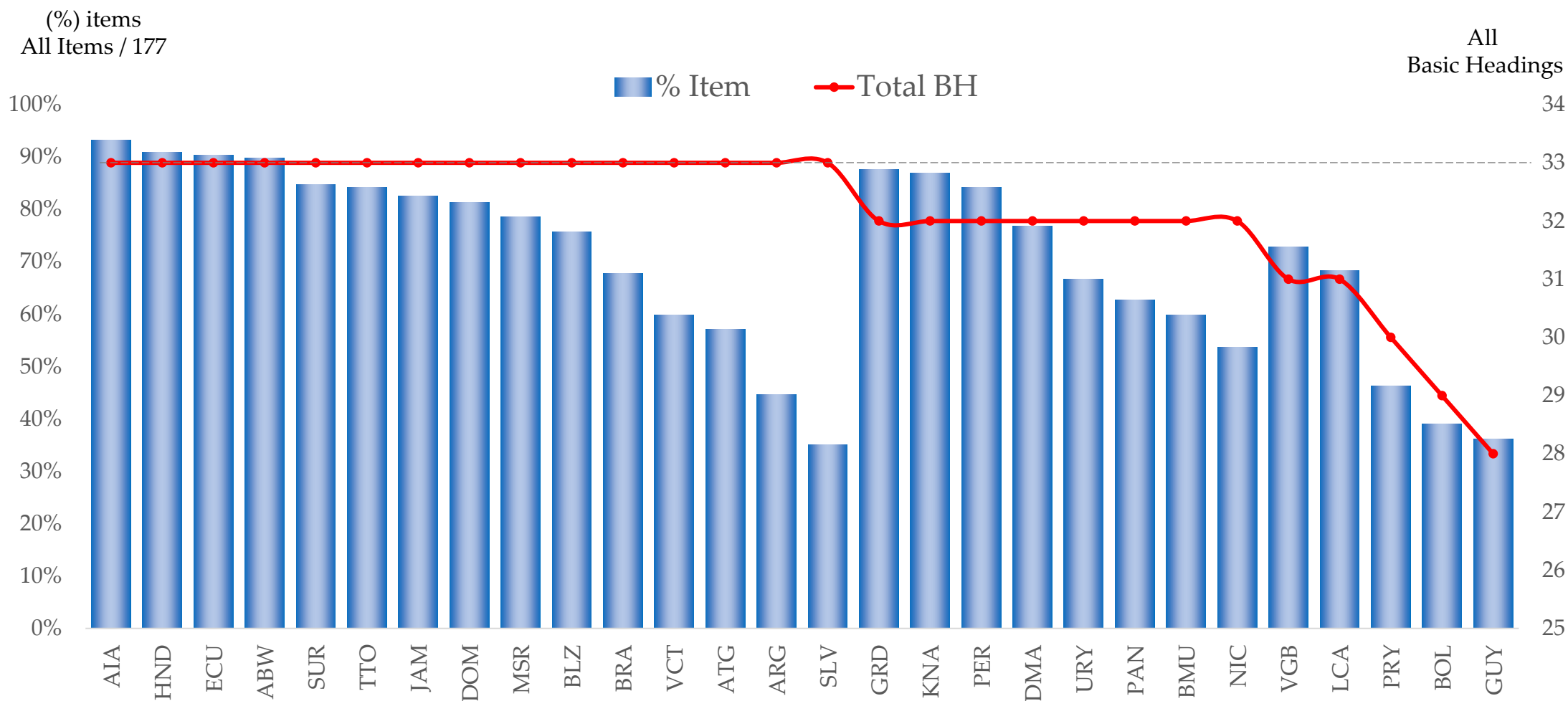


NACIONES UNIDAS

CEPAL

Item coverage by country by basic heading

Food, beverages and tobacco (1101 and 1102)



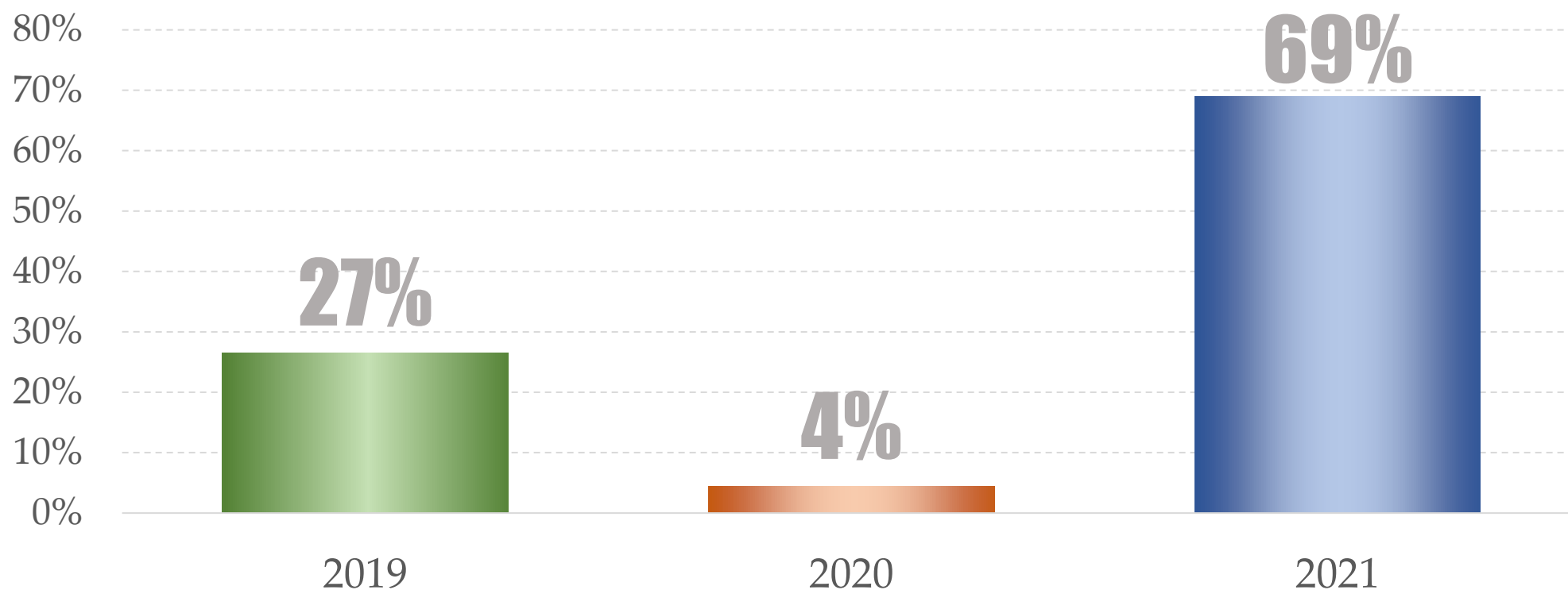
Source: ECLAC



NACIONES UNIDAS

CEPAL

Average coverage (%) of items selected per year



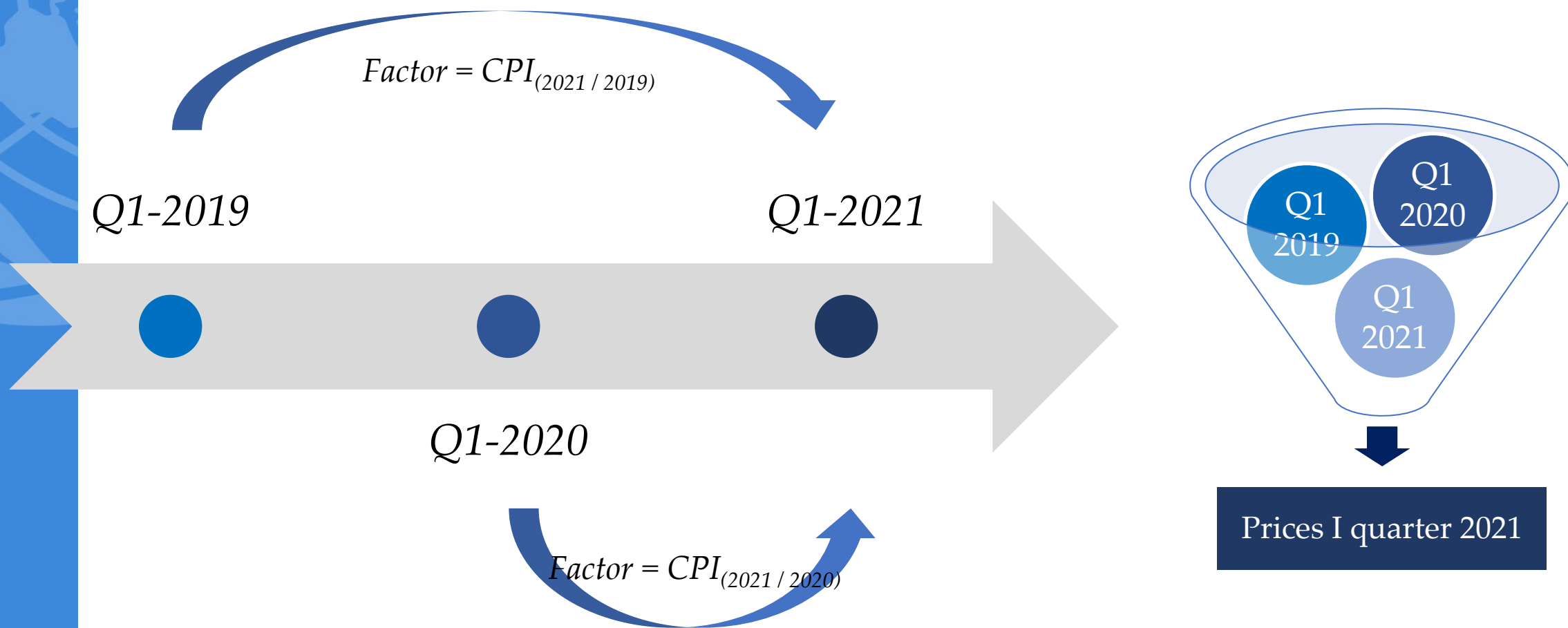
Source: ECLAC



NACIONES UNIDAS

CEPAL

Price extrapolation process



It was made with the CPIs at the highest level of detail.

The CPI at the most disaggregated level available provided by the countries was used to calculate the factor most in line with the item.



NACIONES UNIDAS

CEPAL