

Overview of the National Accounts Statistics in Latin America and the Caribbean (ECLAC)



NACIONES UNIDAS

CEPAL

Comisión Económica para
América Latina y el Caribe

National Accounts Annual Webinar
Latin America and the
Caribbean: Towards
SCN 2025_ Methodological update and
new challenges in National Accounts
measurements

Patricia Marchant
División de Estadísticas

Fecha 2 de Noviembre 2021

Content

- Status of implementation of the 2008 SNA
- Current base years of the National Accounts of the region
- Valuation of National Accounts
- National Accounts according to approach and valuation
- National accounts to 2020

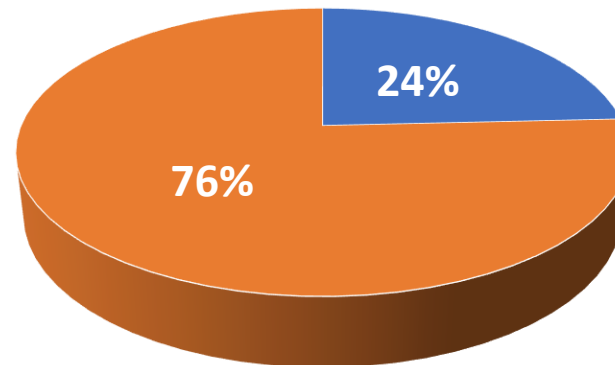


UNITED NATIONS

ECLAC

SNA 2008 Implementation Status in LAC

The System of National Account (SNA 2008) approved by the of United Nations Statistical Commission at its fortieth session in February 2009 has been implemented by most countries in the region.



■ SNA-1993: (Barbados, Belize, Bolivia (Plurinacional State of), Cuba, Honduras, Jamaica, Suriname, Venezuela (Bolivarian Republic of))

■ SNA-2008: (Antigua & Barbuda, Argentina, Bahamas, Brazil, Chile, Colombia, Costa Rica, Dominica, Ecuador, El Salvador, Granada, Guatemala, Guyana, Haití, México, Nicaragua, Panamá, Paraguay, Perú, Dominican Republic , Saint Kitts & Nevis, Saint Vicente &

Source: ECLAC Elaboration



UNITED NATIONS

ECLAC

Reference year of National accounts in LAC

Country	Last Base year
Antigua & Barbuda	2006
Argentina	2004
Bahamas	2012
Barbados	2010
Belize	2000
Bolivia (Plurinacional State of)	1990
Brazil	2010
Chile	2013
Colombia	2015
Costa Rica	2017
Cuba	1997
Dominica	2006
Dominican Republic	2007
Ecuador	2007
El Salvador	2014
Granada	2006
Guatemala	2013

Country	Last Base year
Guyana	2012
Haiti	2012
Honduras	2000
Jamaica	2007
Mexico	2013
Nicaragua	2006
Panama	2007
Paraguay	2014
Perú	2007
Saint Kitts & Nevis	2006
Saint Vicente & The Granadinas	2006
Saint Lucia	2018
Suriname	2007
Trinidad & Tobago	2012
Uruguay	2016
Venezuela (Bolivarian Republic of)	1997

Source: ECLAC Elaboration



UNITED NATIONS

ECLAC

National Accounts in LAC: valuation

The national accounts are currently compiled in three types of valuations:

- Current prices
- Constant prices based on a reference year
- Terms of chained volume



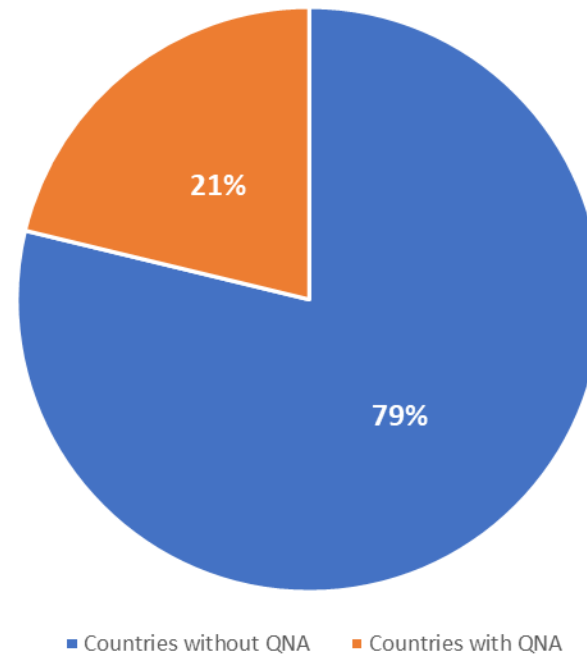
UNITED NATIONS

ECLAC

National accounts in LAC by approach and valuation 1/2

	Activity		Expenditure	
	Current	Constant/ Chain Volume	Current	Constant/ Chained Volume
Latin America				
Argentina	P-M	P-K	G-M	G-K
Bolivia (Estado Plurinacional de)	P-M	P-K	G-M	G-K
Brazil	P-M	P-E	G-M	G-E
Chile	P-M	P-E	G-M	G-E
Colombia	P-M	P-E	G-M	G-E
Costa Rica	P-M	P-E	G-M	G-E
Cuba	P-M	P-K	G-M	G-K
Ecuador	P-M	P-K	G-M	G-K
El Salvador	P-M	P-I	G-M	G-I
Guatemala	P-M	P-E	G-M	G-E
Haiti	P-M	P-K	G-M	G-K
Honduras	P-M	P-K	G-M	G-K
México	P-M	P-K	G-M	G-K
Nicaragua	P-M	P-E	G-M	G-E
Panama	P-M	P-E	G-M	G-E
Paraguay	P-M	P-K	G-M	G-K
Peru	P-M	P-K	G-M	G-K
Dominican Republic	P-M	P-I	G-M	G-I
Uruguay	P-M	P-K	G-M	G-K
Venezuela (Bolivarian Republic of)	P-M	P-K	G-M	G-K
P- M: series available by production approach at current prices				
P- K: series available by production approach at constant prices				
P- E: series available by production approach in terms of chained volume				
P- I: series available by production approach in terms of chain index				
G- M: series available by expenditure approach at current prices				
G- K: series available by expenditure approach at constant prices				
G- E: series available by approach of expenditure in chained volume terms				
G- I: series available by approach of expenditure in chain index				

Quarterly National accounts



Source: ECLAC Elaboration



Quarterly National accounts in LAC by approach and valuation

N°	Country	Base Year	Activity			Expenditure		
			Current	Constant	Chain Volume	Current	Constant	Chain Volume
1	Argentina	2004	✓	✓		✓	✓	
2	Bahamas	2012	✓	✓		✓	✓	
3	Belize	2000		✓				
4	Bolivia	1990	✓	✓		✓	✓	
5	Brazil	2010	✓		✓	✓		✓
6	Chile	2013	✓		✓	✓		✓
7	Colombia	2015	✓		✓	✓		✓
8	Costa Rica	2017	✓		✓	✓		✓
9	Cuba	1997		✓				
10	Dominican Republic	2007	✓		✓	✓		✓
11	Ecuador	2007	✓	✓		✓	✓	
12	El Salvador	2014	✓		✓	✓		✓
13	Guatemala	2013	✓		✓	✓		✓
14	Guyana	2012	✓	✓				
15	Honduras	2000	✓	✓		✓	✓	
16	Jamaica	2007	✓	✓				
17	Saint Lucia	2006	✓	✓				
18	Mexico	2013	✓	✓		✓	✓	
19	Nicaragua	2006	✓		✓	✓		✓
20	Panama	2007	✓		✓	✓		✓
21	Paraguay	2014	✓	✓		✓	✓	
22	Peru	2007		✓		✓	✓	
23	Saint Vincent and The Grenadines	2006	✓	✓				
24	Trinidad and Tobago	2012	✓	✓				
25	Uruguay	2016	✓	✓		✓	✓	
26	Venezuela	1997		✓			✓	

Source: ECLAC Elaboration

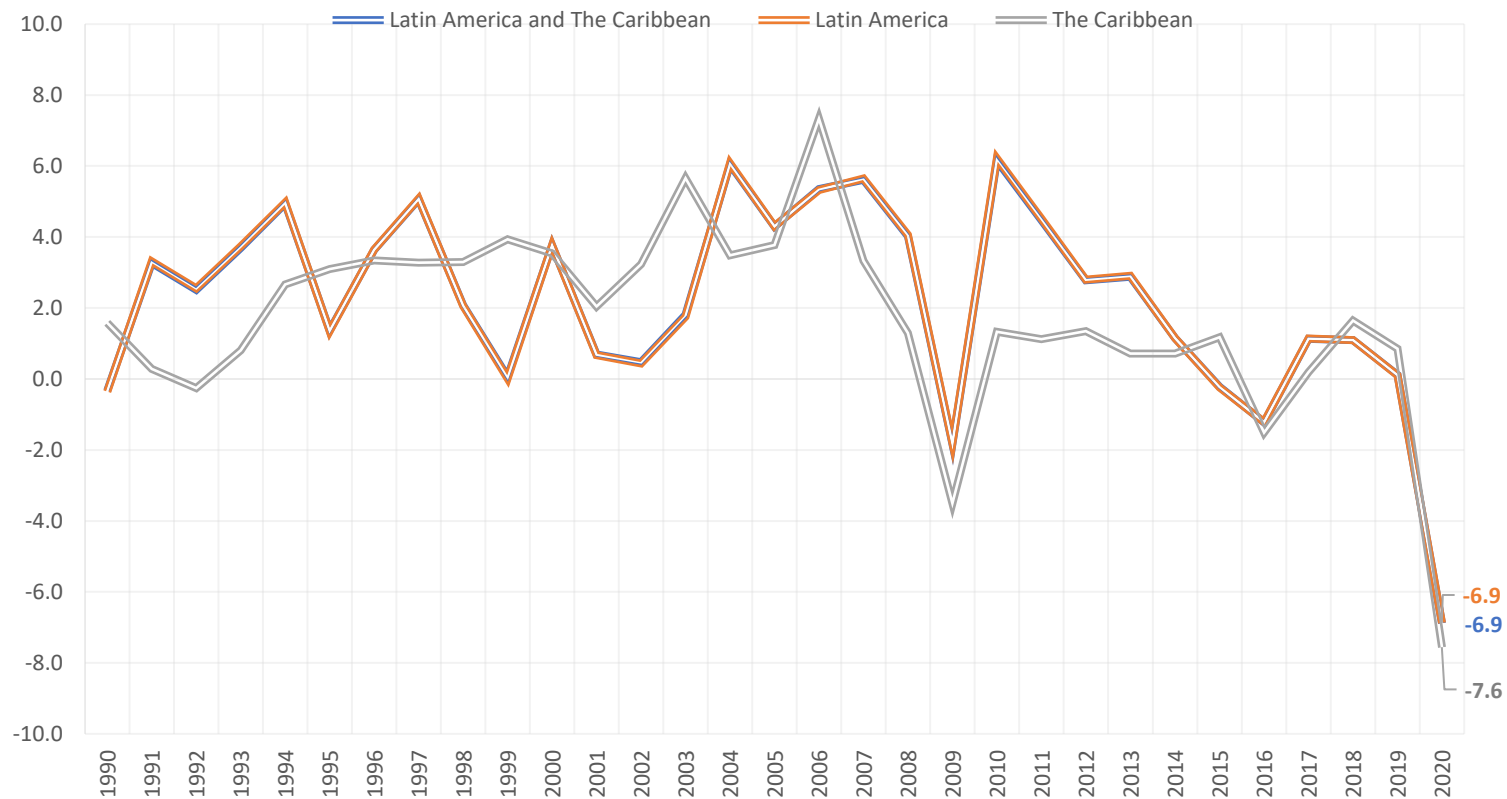


UNITED NATIONS

ECLAC

LAC GDP Growth rate 1990-2020

(Percentage)



Source: ECLAC Elaboration

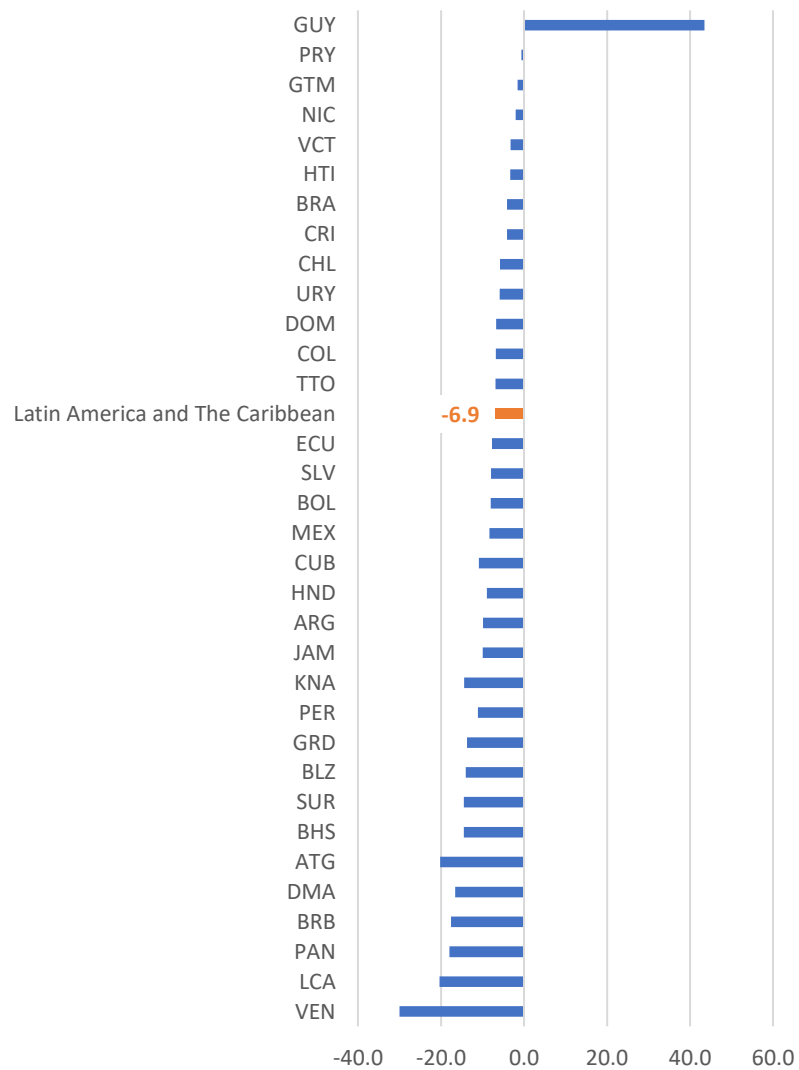


UNITED NATIONS

ECLAC

GDP Growth rate by country 2020

(Percentage)



Source: ECLAC Elaboration



UNITED NATIONS

ECLAC

Overview of the National Accounts Statistics in Latin America and the Caribbean (ECLAC)

**National Accounts Annual Webinar
Latin America and the
Caribbean: Towards
SCN 2025_ Methodological update and
new challenges in National Accounts
measurements**

**Patricia Marchant
División de Estadísticas**

Fecha 2 de Noviembre 2021



NACIONES UNIDAS

CEPAL

Comisión Económica para
América Latina y el Caribe