



# Secretary-General's SDG Report: The global reporting system

**DA 10 Opening Workshop: ECLAC  
United Nations Statistics Division**

# Mandate for global reporting on the SDGs

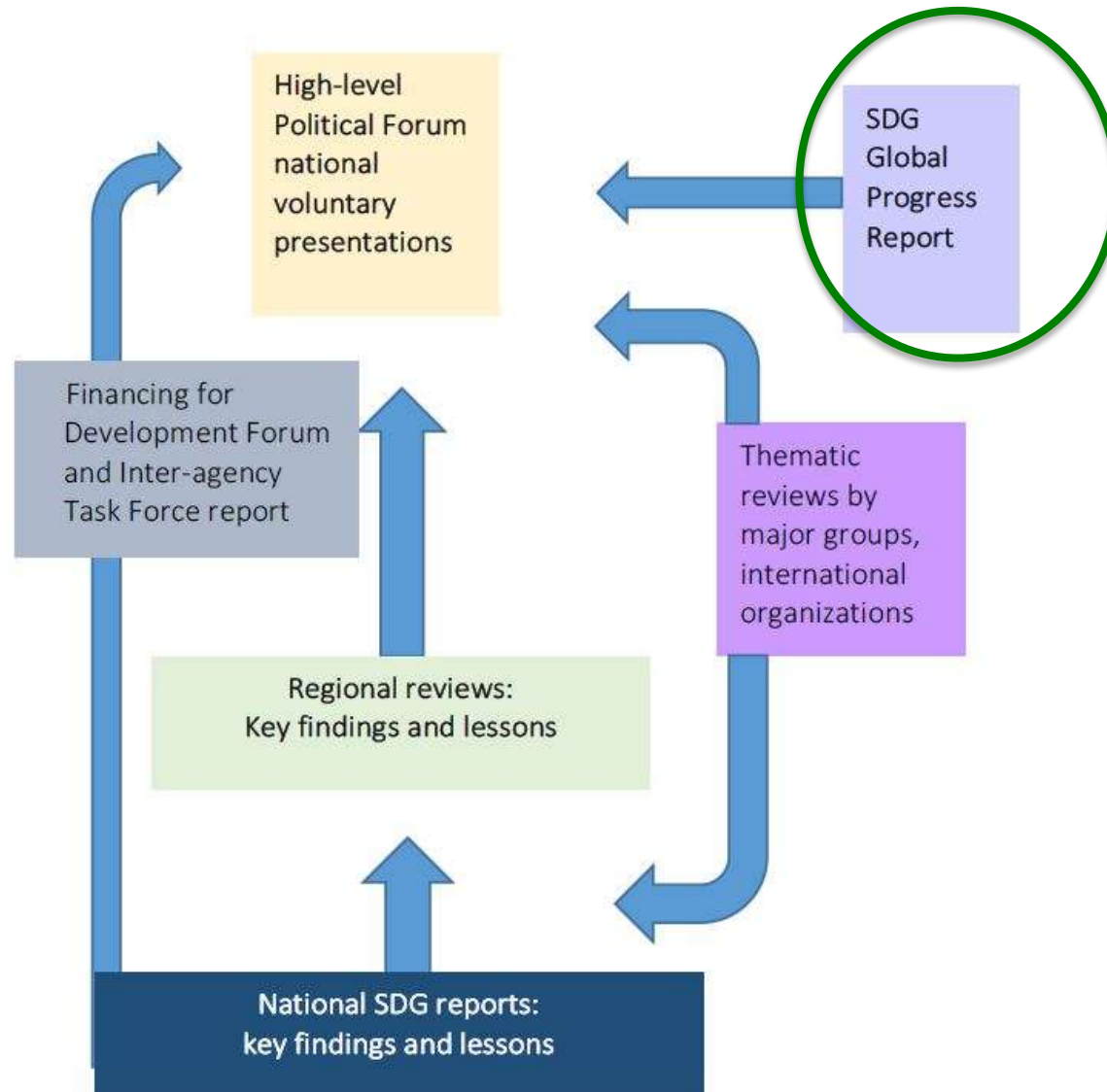
**2030 Agenda (A/Res/70/1) mandate for the Secretary-General's SDG global progress report:**

**Para 83.** Follow-up and review at the high-level political forum will be informed by an **annual progress report on the Sustainable Development Goals to be prepared by the Secretary-General in cooperation with the United Nations system**, based on the global indicator framework and data produced by national statistical systems and information collected at the regional level”

**In addition, the GA Resolution 70/299 states:**

**Para 13.** “Reaffirms that the meetings of the high-level political forum will be informed by an annual progress report on the Sustainable Development Goals ...”

# Follow-up and Review



# 2016 Secretary-General's Parliamentary Report and Statistical Annex

## ***Secretary-General's SDG Progress Report 2016 (E/2016/75)***

<http://unstats.un.org/sdgs/files/report/2016/secretary-general-sdg-report-2016--EN.pdf>


## ***Statistical Annex:***

<http://unstats.un.org/sdgs/files/report/2016/secretary-general-sdg-report-2016--Statistical-Annex.pdf>

## **Report Contents**

- I. Introduction;
- II. Report on progress of all 17 Goals;
- III. Interlinkages/cross-cutting section:  
*Eradicating poverty and promoting prosperity in a changing world;*
- IV. Note on the data and indicators

United Nations E/2016/75\*

 **Economic and Social Council** Distr.: General  
3 June 2016  
Original: English

---

**2016 session**  
24 July 2015-27 July 2016  
Agenda items 5, 6 and 18 (a)


**High-level segment**  
**High-level political forum on sustainable development, convened under the auspices of the Economic and Social Council**  
Economic and environmental questions: sustainable development



**Progress towards the Sustainable Development Goals**  
**Report of the Secretary-General**

*Summary*

Pursuant to General Assembly resolution 70/1, the Secretary-General, in cooperation with the United Nations system, has the honour to submit the report on progress towards the Sustainable Development Goals. The present report is the first annual report on the topic and provides a global overview of the current situation regarding the Sustainable Development Goals, on the basis of the latest available data for indicators in the proposed global framework. The report also highlights the theme of the 2016 session of the high-level political forum on sustainable development, convened under the auspices of the Economic and Social Council, "Ensuring that no one is left behind", through examples of disaggregated data that pinpoint where specific population groups are lagging behind. Finally, the report provides information on the methodologies used for the compilation of global indicators as well as an overview of data availability and statistical challenges.

\* Reissued for technical reasons on 5 July 2016.

16-09102\* (E) 070716 Please recycle 

# 2016 SDG Glossy Report

## Annual Report


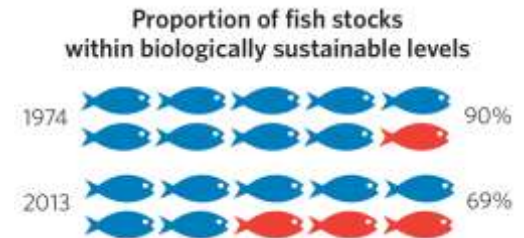



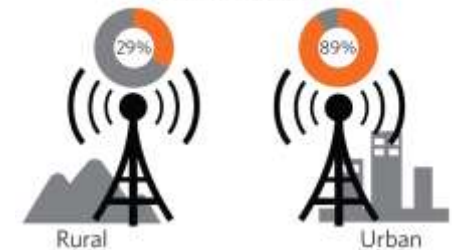
Photo: © UNICEF/Yarim Shamsan

<https://unstats.un.org/sdgs/report/2016/>

## Report Overview Excerpts



3G mobile-broadband coverage in 2015 worldwide



Over **23,000** species face extinction across the globe

# Objectives and Scope of the 2017 SDG Reports

- **Overarching theme** of the 2017 SDG reports: to be aligned with the 2017 theme of the HLPF: **Eradicating poverty and promoting prosperity in a changing world**
- **Scope:** Overview of all 17 Goals using data currently available to highlight the most significant gaps and challenges. Review in depth on **Goals 1, 2, 3, 5, 9, 14, 17 and their interlinkages**





# SDG Website: <http://unstats.un.org/sdgs/>

Explore the Report:

Download as PDF



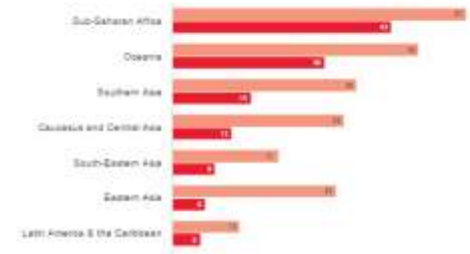
## Goal 1: End poverty in all its forms everywhere

In signing Agenda 2030, governments around the world committed to ending poverty in all its manifestations, including its most extreme forms, over the next 15 years. They resolved that all people, everywhere, should enjoy a basic standard of living. This includes social protection benefits for the poor and most vulnerable and ensuring that people harmed by conflict and natural hazards receive adequate support, including access to basic services.

Poverty was halved over a decade, but one in eight people around the world still lived in extreme poverty in 2012

The international poverty line is currently defined as \$1.90 per person per day using 2011 purchasing power parity. In the decade from 2002 to 2012, the proportion of the global population living below the poverty line dropped by half, from 26 to 13 per cent. If economic growth rates observed during those 10 years prevail for the next 15, the global rate for extreme poverty will likely fall to 4 per cent by 2030, assuming that growth benefits all income groups equally. Poverty remains widespread in sub-Saharan Africa, where more than 40 per cent of people lived on less than \$1.90 a day in 2012.

Proportion of population living below \$1.9 a day, 2002 and 2012 (percentage)



➤ Explore the Report with interactive charts and graphs for every Goal

➤ Charts and graphs link to data for direct download



# Global SDG Indicators database:

<http://unstats.un.org/sdgs/>

## SDG Indicators Global Database

Explore the data:

By SDG indicator **By country or area**

World

Area: World

Go Clear Back

CSV Excel

Search

Indicator	Series Description
5.5.1	Proportion of population below the international poverty line of USD1.90 per day
5.5.1	Proportion of employed population below the international poverty line of USD1.90 per day (the working poor)
5.5.1	Proportion of employed population below the international poverty line of USD1.90 per day (the working poor)
5.5.1	Proportion of employed population below the international poverty line of USD1.90 per day (the working poor)
5.5.1	Proportion of employed population below the international poverty line of USD1.90 per day (the working poor)
5.5.1	Proportion of employed population below the international poverty line of USD1.90 per day (the working poor)
5.5.1	Proportion of employed population below the international poverty line of USD1.90 per day (the working poor)
5.5.1	Proportion of employed population below the international poverty line of USD1.90 per day (the working poor)
5.5.1	Proportion of employed population below the international poverty line of USD1.90 per day (the working poor)
5.5.1	Proportion of employed population below the international poverty line of USD1.90 per day (the working poor)
2.1.1	Prevalence of undernourishment
2.1.1	Estimated prevalence of moderate or severe food insecurity in the adult population
2.1.2	Estimated prevalence of moderate or severe food insecurity in the population (total bound)
2.1.2	Estimated prevalence of moderate or severe food insecurity in the population (upper bound)
2.1.2	Estimated prevalence of severe food insecurity in the population

Showing 1 of 152 entries

Footnotes

Type of series:

SDG indicator series Additional Indicator series  
Please see the list of SDG indicator series and their alignment by the United Nations Statistical Commission.

Data type:

Country Data (C) Country Adjusted (CA) Income (I) Data increasing data (IS) Mixed (M) Not relevant (N) Not available (NA)

➤ **SDG Indicators Global Database**  
with country-level data

## SDG Indicators Metadata repository

Search

Enter Text

Select Goal

Select Target

Filter Clear Back

### Goal 1. End poverty in all its forms everywhere

Target 1.1: By 2030, eradicate extreme poverty for all people everywhere, currently measured as people living on less than \$1.25 a day

- Indicator 1.1.1: Proportion of population below the international poverty line of USD1.90 per day (the working poor) and geographical location (urban/rural) [See metadata](#)

Target 1.3: Implement nationally appropriate social protection systems and measures for all, including floors, and by 2030 achieve substantial coverage of the poor and the vulnerable

- Indicator 1.3.1: Proportion of population covered by social protection floors/systems, by sex, disaggregating between unemployed persons, older persons, persons with disabilities, pregnant women, newborns, work-injury victims and the poor and the vulnerable [See metadata](#)

### Goal 2. End hunger, achieve food security and improved nutrition and promote sustainable agriculture

Target 2.1: By 2030, end hunger and ensure access by all people, in particular the poor and people in vulnerable situations, including infants, to safe, nutritious and sufficient food all year round

- Indicator 2.1.1: Prevalence of undernourishment [See metadata](#)
- Indicator 2.1.2: Prevalence of moderate or severe food insecurity in the population, based on the Food Insecurity Experience Scale (FIES) [See metadata](#)

Target 2.3: By 2030, maintain the genetic diversity of seeds, cultivated plants and farmed and domesticated animals and their related wild species, including through soundly managed and diversified seed and plant banks at the national, regional and international levels, and promote access to and fair and equitable sharing of benefits arising from the utilization of genetic resources and associated traditional knowledge, as internationally agreed

- Indicator 2.3.2: Proportion of local breeds classified as being at risk, including as an unknown species of ancestor [See metadata](#)

Target 2.c: Adopt measures to ensure the proper functioning of food commodity markets and their derivatives and facilitate timely access to market information, including on food reserves, in order to help limit extreme food price volatility

- Indicator 2.c.1: Indicator of food price anomalies [See metadata](#)

➤ **SDG Indicators  
Metadata Repository**



# Different roles in the global SDG reporting

- *National statistical systems*: collect data according to the **Fundamental Principles of Official Statistics** and provide data and metadata for global reporting.
- *Regional mechanisms (regional offices of IOs, regional statistical systems such as Eurostat, SD of RCs, etc.)*: may facilitate, as appropriate, the data and metadata transmission process from the national to the global level and/or compile data from countries (Eurostat)
- *International agencies*: Provide internationally comparable data in the different statistical domains, calculate global and regional aggregates, and provide data and accompanying metadata to UNSD.
- *UNSD*: produce the global SDG reports and make available the internationally comparable country data on each of the indicators and the regional and global aggregates in the SDG Indicator global database. This increases transparency and allows data users, including the Member States, to easily access all data on the SDGs in one single place, together with the respective metadata.