

National Accounts Annual Seminar Latin America and the Caribbean:
Emerging issues and new challenges in the Measurement of economic statistics

6 October 2022

International Comparison Program

Progress in the implementation of the 2021 cycle in
Latin America and the Caribbean



UNITED NATIONS

ECLAC

Statistics Division ECLAC

Presentation outline

- ECLAC: Dissemination of activities and results of the implementation of the PCI in LAC.
- Implementation of the 2021 cycle in LAC.



UNITED NATIONS

ECLAC

PCI implementation process: price requirements and national accounts



- Research and methodology
- Standards and guidelines
- Identification of regional list.
- Data collection
- Data validation
- Processing of data
- Quality assurance
- Disseminating and analyzing the results
- Uses and applications



- Gross Domestic Product**
- Food
- Alcoholic Beverages, Tobacco And Narcotics
- Clothing And Footwear
- Furnishings, Household Equipment And Routine Household Maintenance
- Transport
- Communication
- Restaurants And Hotels
- Net Purchases Abroad
- Individual consumption expenditure by Government
- Collective consumption expenditure by Government
- Gross Capital Formation**
- Balanza De Exportaciones e Importaciones**
- Actual Individual Consumption**
- Households And NPISHS Final Consumption Expenditure
- Individual Consumption Expenditure By Households Without Housing
- General Government Final Consumption Expenditure**



Dissemination Results

ACTIVITIES

MEETINGS AND TECHNICAL SYMPOSIUMS | 27-30 SEP 2021, REUNIÓN VIRTUAL / VIRTUAL MEETING, MEXICO
Eighth Global Conference on Statistical Data and Metadata Exchange (SDMX) - Data without barriers
The Economic Commission for Latin America and the Caribbean (ECLAC), through its Statistics Division, will participate at the eighth Global Conference on SDMX in a panel discussion focused on the...

MEETINGS AND TECHNICAL SYMPOSIUMS | 29-30 SEP 2021, REUNIÓN VIRTUAL / VIRTUAL MEETING, CHILE
Technical meeting on validation of prices of household consumption expenditure
Virtual meeting organized by ECLAC in its capacity as Regional Coordinator for Latin America and the Caribbean of the ICP.

OTHER EVENTS | 15 OCT 2021, EVENTO VIRTUAL / VIRTUAL EVENT, CHILE
New interface of CEPALSTAT portal to improve accessibility to Latin America and the Caribbean regionally comparable statistics
The launch of this new interface of the ECLAC statistical data portal will be held place virtually.

CEPALSTAT
Bases de Datos y Publicaciones Estadísticas

NOVEDADES

- 24 de Agosto, 2022 | EVENTO
XXI Reunión del Comité Ejecutivo de la Conferencia Estadística de las Américas de la CEPAL
- 14 de Julio, 2022 | PUBLICACION
Nueva publicación: Lecturas y desafíos de la pandemia por COVID-19 y sus efectos en el ingreso en América Latina
- 01 de Julio, 2022 | NUEVAS CIFRAS MENSUALES DE ÍNDICE DE PRECIOS AL CONSUMIDOR (IPC) POR GRUPOS
CEPALSTAT presenta datos mensuales actualizados para los 33 países de América Latina y el Caribe disponibles a mayo de 2022. El índice mide el comportamiento de los precios de los bienes y servicios que forman parte del canasta de consumo de los hogares.

PRINCIPALES CIFRAS DE AMÉRICA LATINA Y EL CARIBE

INDICADOR	VALOR	AÑO
POBLACION TOTAL	660 269	2022
POBREZA EXTREMA	13.1%	2020
TASA DE DESOCUPACION	10.5%	2020
TASA DE CRECIMIENTO DEL PIB	6.6%	2021
TASA DE CRECIMIENTO DEL IPC	12.5%	2021
INTENSIDAD ENERGÉTICA DEL PIB	1.0	2019

Cuentas nacionales

PROJECT DOCUMENTS

International Comparison Program: 2017 round for Latin America and the Caribbean
Methodology and main results

Maria Paz Collinao
Claudia de Camino Ferrario
Federico Dorri
Martha Tovar Soria

UNITED NATIONS
ECLAC

WORLD BANK GROUP

https://www.cepal.org/sites/default/files/publication/files/46742/S2000830_en.pdf

<https://statistics.cepal.org/portal/cepalstat/dashboard.html?theme=2&lang=es>

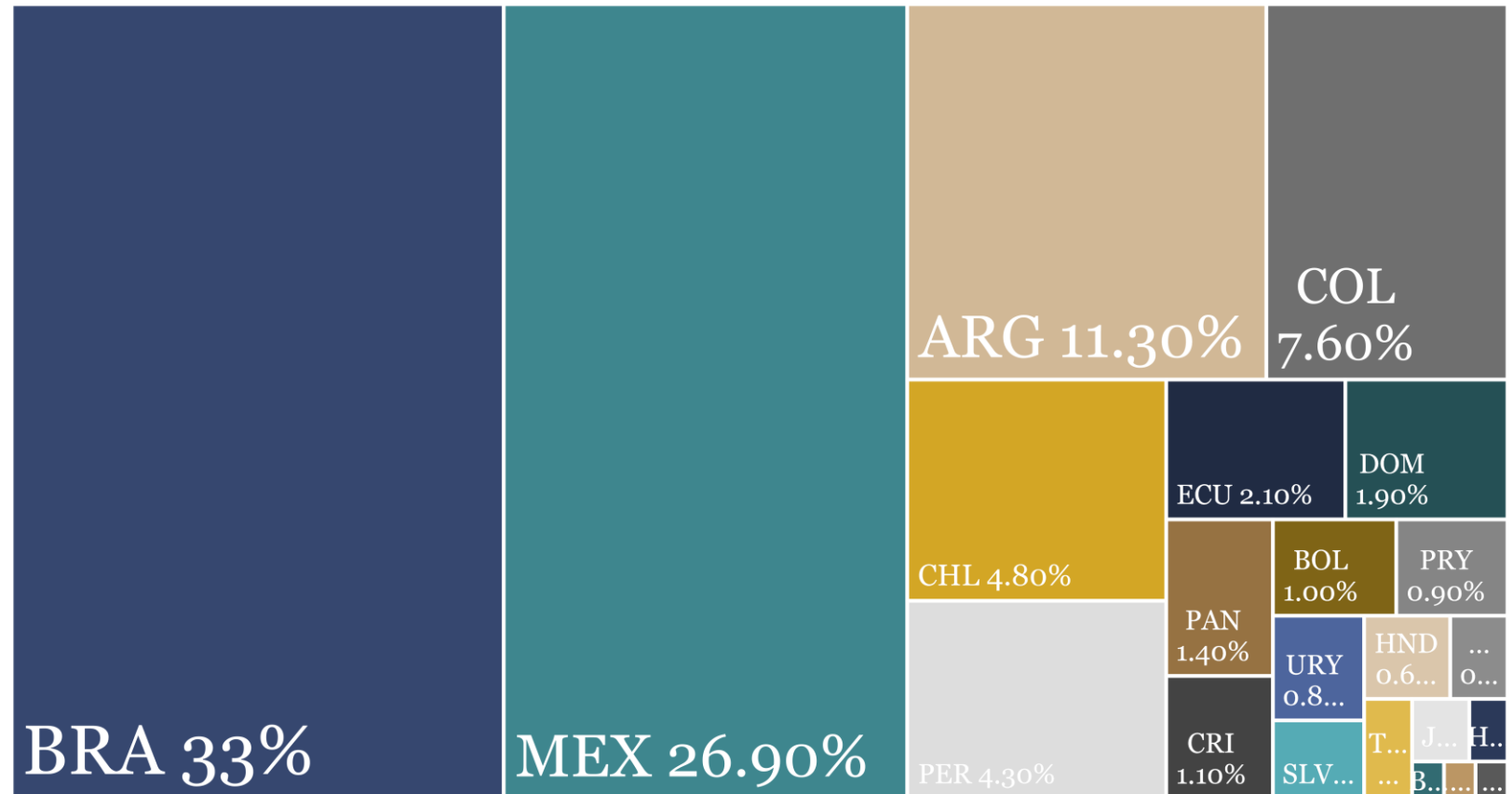
<https://www.cepal.org/en/work-areas/statistics>

2017 ICP Cycle: size of the economies

GDP measured in PPP: \$9,199 billion in 2017 (8% of world GDP)

GDP measured by market exchange rate: \$5,263 billion in 2017 (7% of world GDP)

Share of world population in 2017: 8%



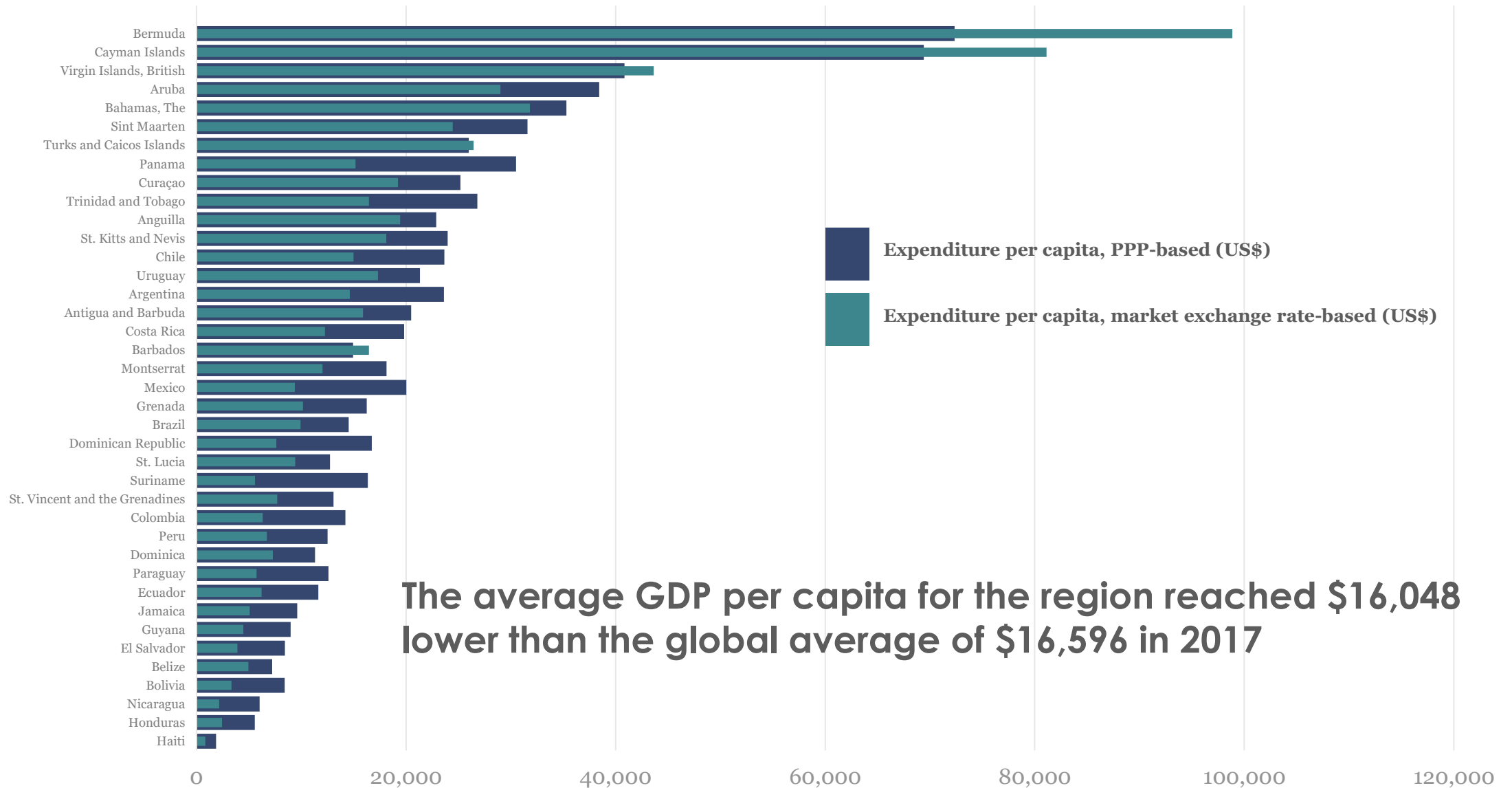
Source: World Bank



UNITED NATIONS

ECLAC

2017 ICP Cycle: GDP per capita



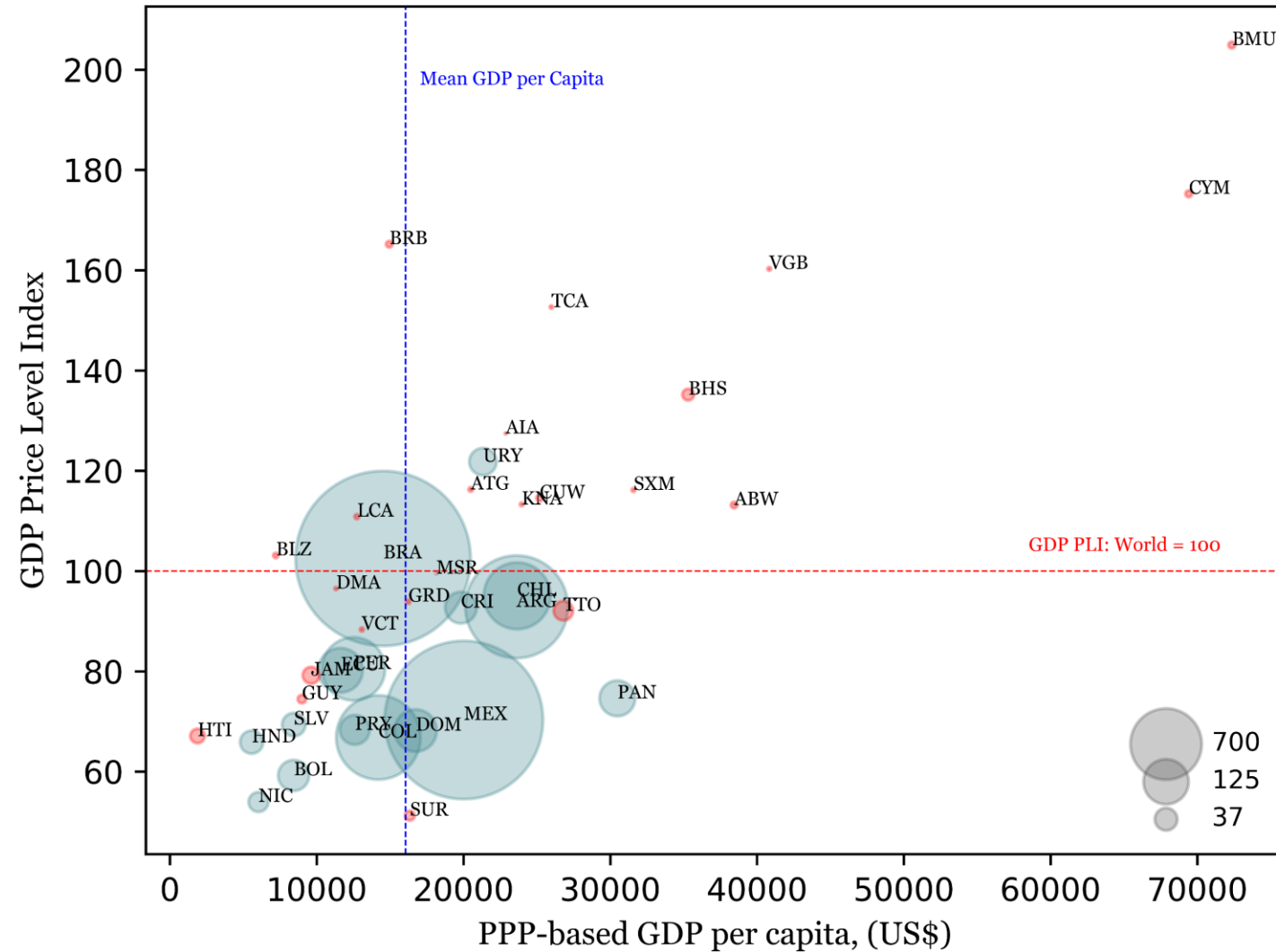
Source: World Bank



UNITED NATIONS

ECLAC

PPP-based GDP, GDP per capita and GDP price level index, 2017



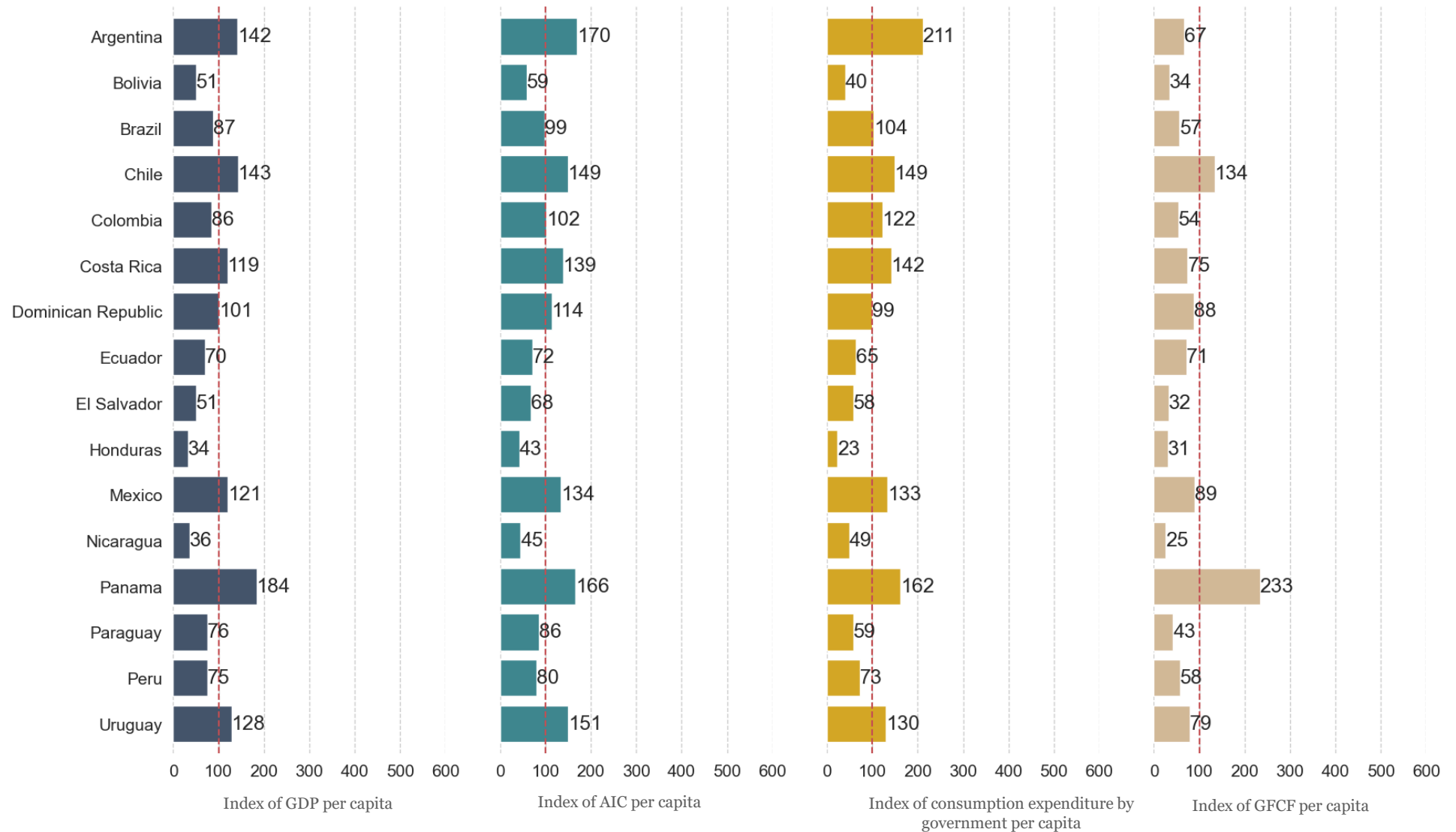
Bubble size for each economy shows its relative PPP-based GDP.
 Source: World Bank



UNITED NATIONS

ECLAC

Index of PPP-based expenditure per capita for GDP and major expenditure components, by region and income group, 2017 (World = 100)



Note: AIC = actual individual consumption; GFCF = gross fixed capital formation; PPP = purchasing power parity.

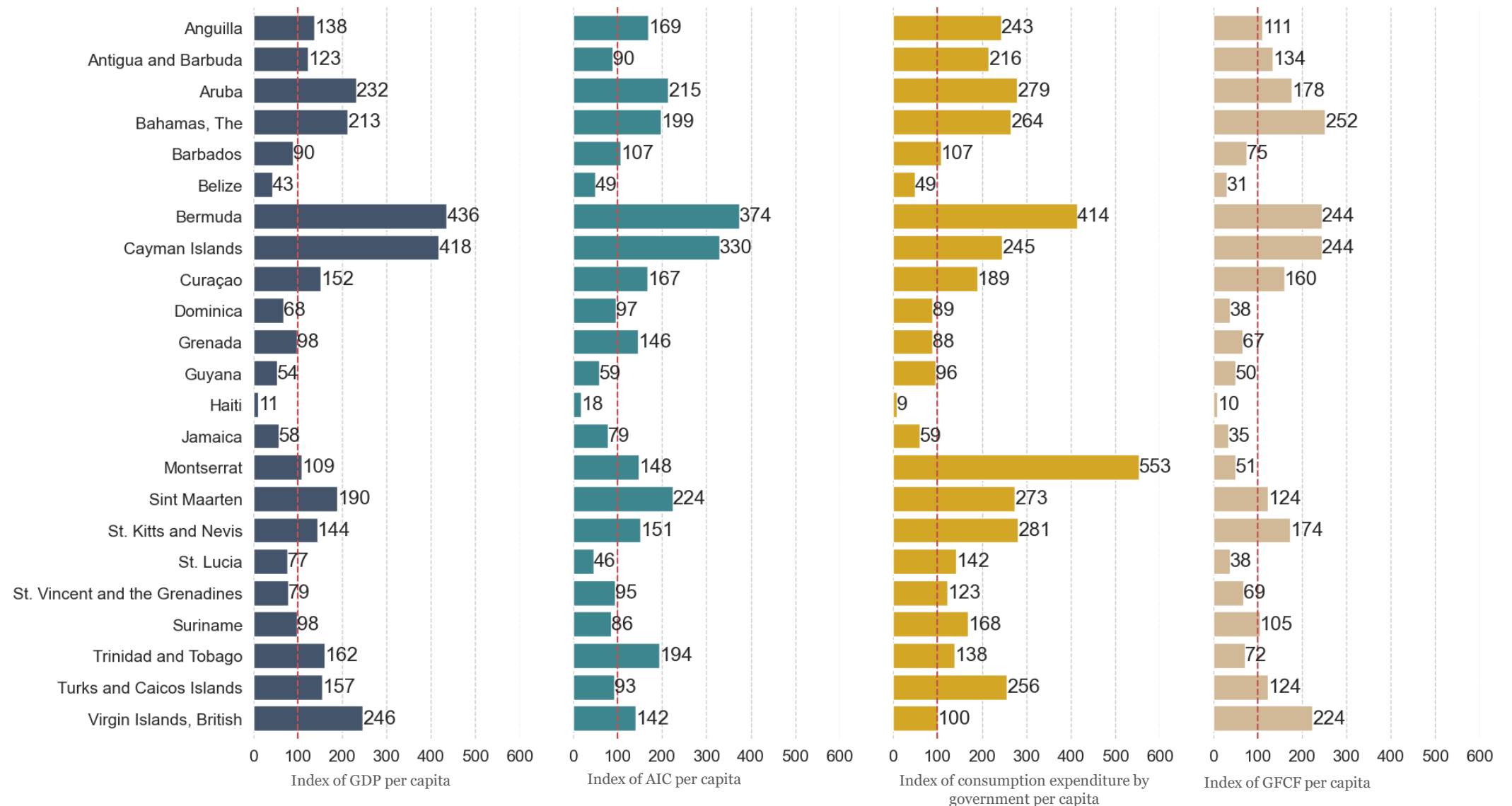
Source: World Bank



UNITED NATIONS

ECLAC

Index of PPP-based expenditure per capita for GDP and major expenditure components, by region and income group, 2017 (World = 100)



Note: AIC = actual individual consumption; GFCF = gross fixed capital formation; PPP = purchasing power parity.

Source: World Bank



UNITED NATIONS

ECLAC

LAC 2021 ICP cycle implementation

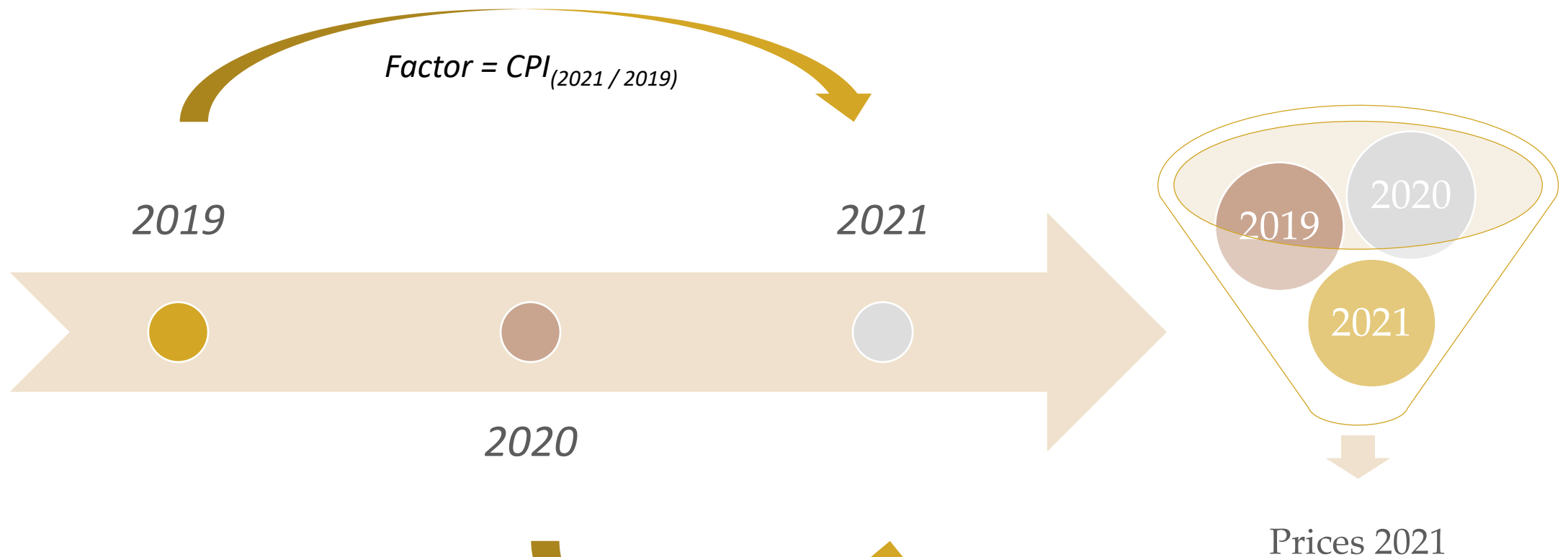


*Household
Consumption*



*3
countries
BHS, CYM y BRB*

Extrapolation of prices



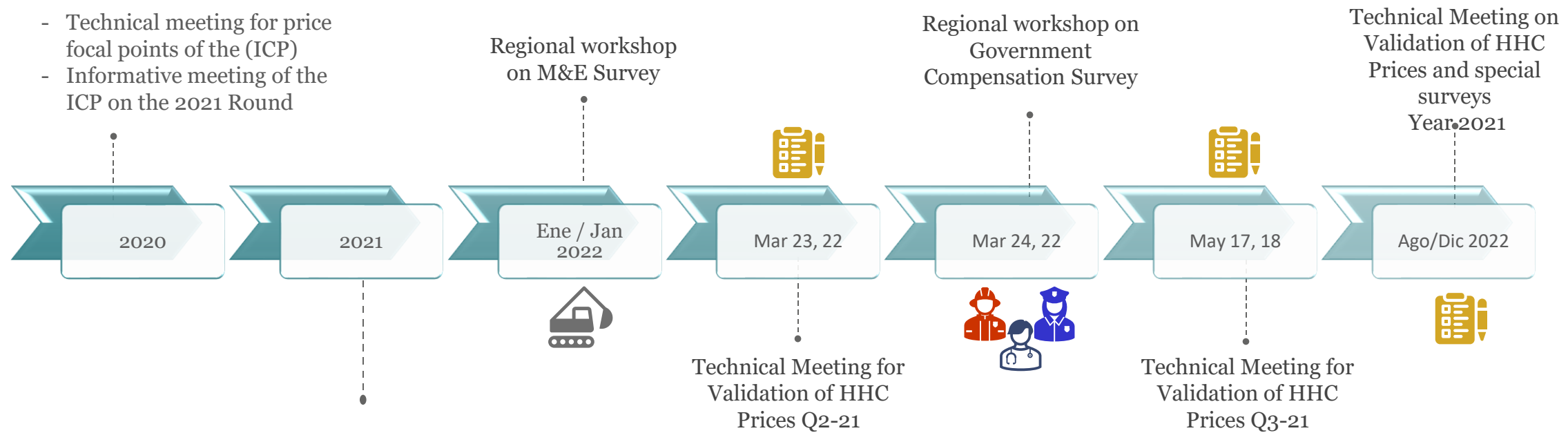
The CPI at the most detailed level available provided by countries was used to calculate factor in line with the item.



UNITED NATIONS

ECLAC

Workshops and meetings summary



03/21 Technical Meeting on Private Education, Rental and Volume of Housing Surveys



05/21 Technical meeting on national accounts data requirements



07/21 Regional workshop on Construction Survey



09/21 Technical Meeting on Validation of HHC Q1-21 Prices



UNITED NATIONS

ECLAC

Price Collection timetable

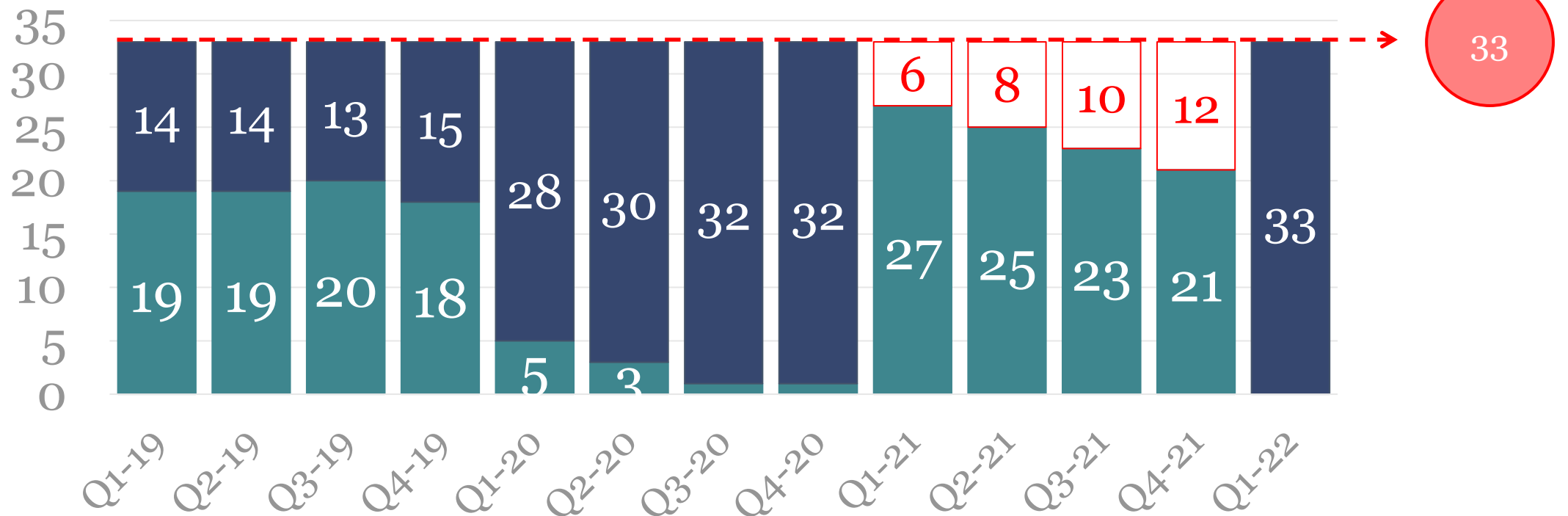
	1-2021	2-2021	3-2021	4-2021	1-2022	2-2022	3-2022	4-2022
Basic Heading and Special Surveys 2021 ICP Cycle								
Household consumption								
Special Surveys:								
Private Education (Feb – Dic)								
Private Education (Ago/Sep – May/Jun)								
Rent								
Housing Volume								
Machinery and Equipment								
Construction								
Government Compensation								
GDP expenditure			M17	M18-20			M21	
Population			P17	P18-20			P21	
PCIs, Deflators, XR								



UNITED NATIONS

ECLAC

Questionnaires received. Household consumption. Years 2019, 2020 y 2021



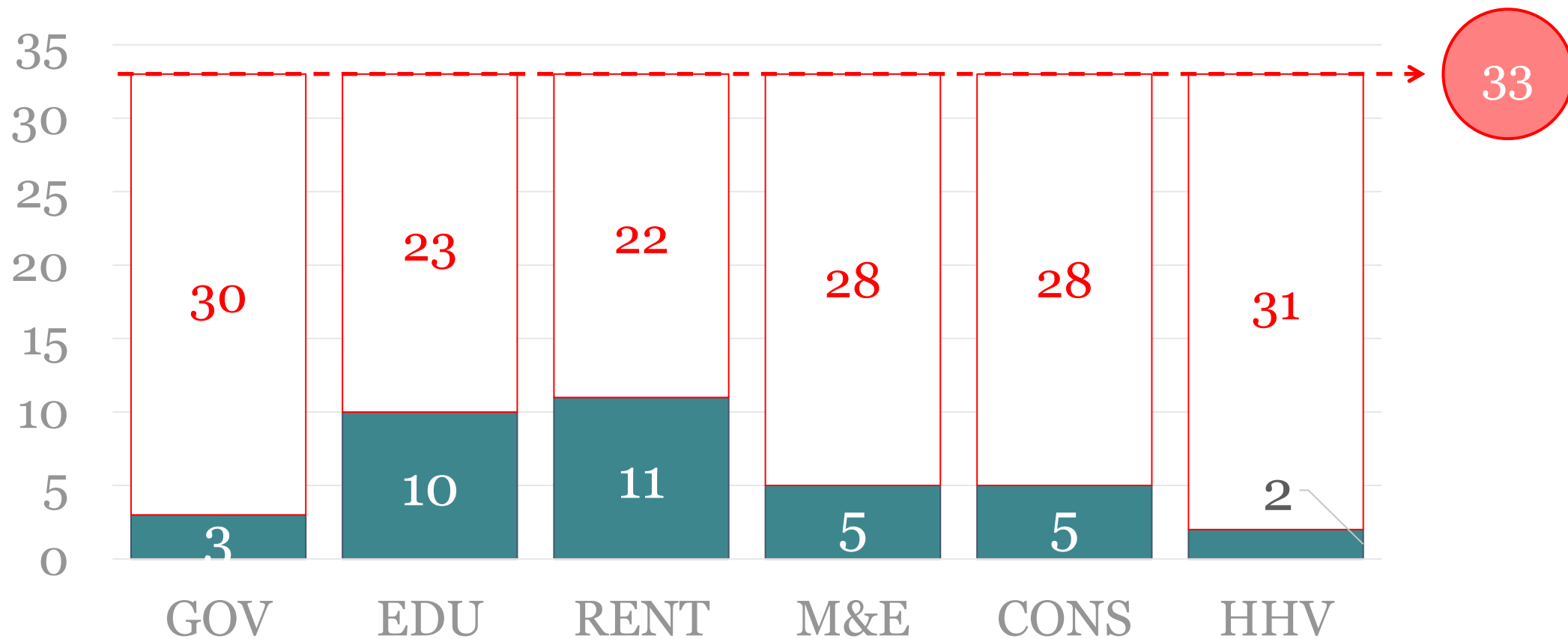
Source: ECLAC



UNITED NATIONS

ECLAC

Questionnaires received - Special Surveys 2021



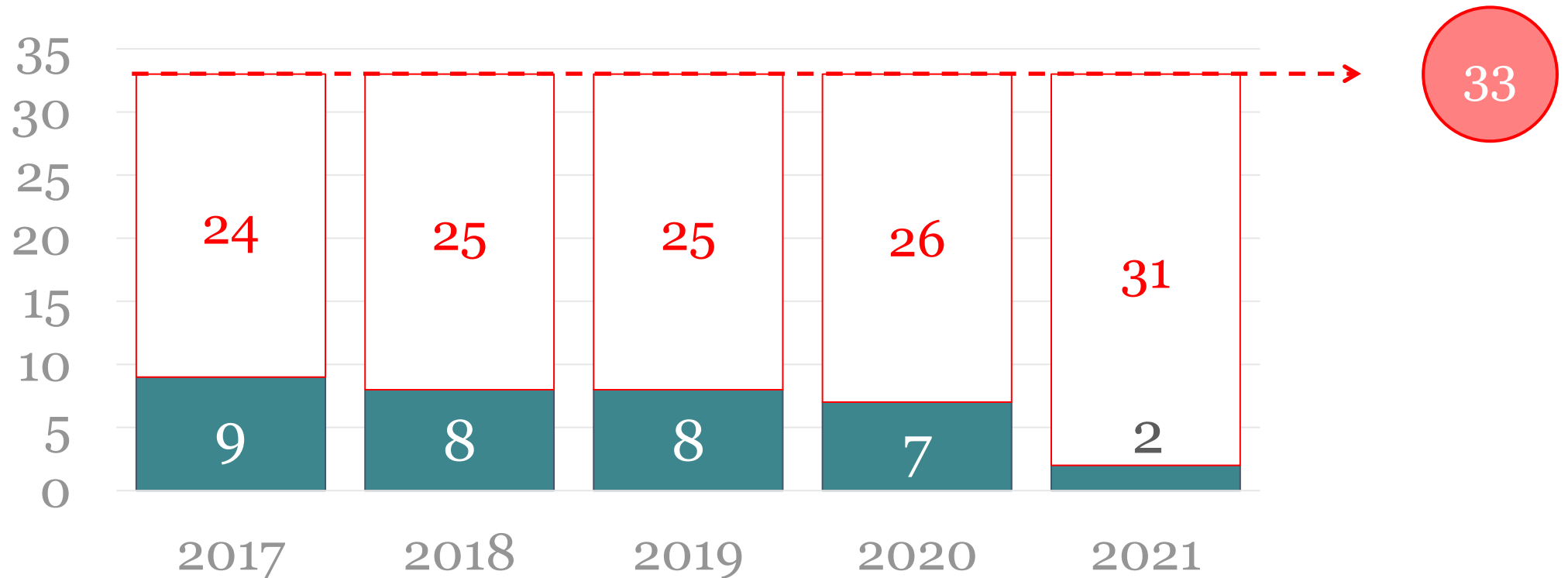
Source: ECLAC



UNITED NATIONS

ECLAC

Questionnaires received - MORES, year 2021



Source: ECLAC



UNITED NATIONS

ECLAC

Challenges in the implementation of the 2021 PCI cycle

Financial and human resource constraints

Challenges of COVID-19 on statistical work:

- Lockdown and mobility restrictions
- Post pandemic (2021 and 2022) stores closure.

Conduct of Census Round in the Caribbean region (Barbados, Bahamas).

Natural disasters in LAC countries (Haiti, Saint Vincent and the Grenadines)

Delay in data submission from Caribbean countries, overlapping of census tasks and ICP implementation (April-May 2022)

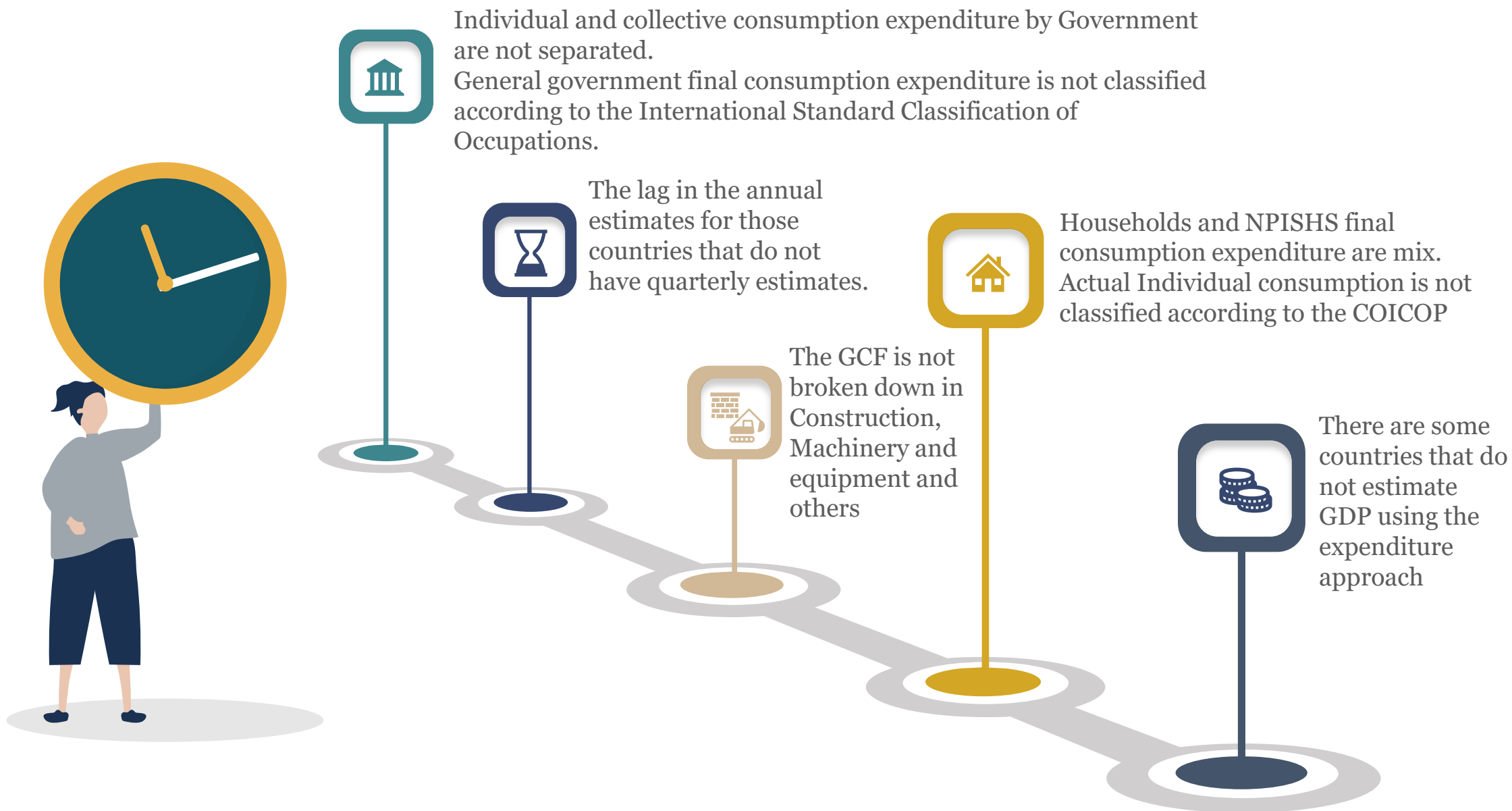
Delay in data submission from LAC countries due to staff changes



UNITED NATIONS

ECLAC

Challenges in compiling National Accounts requirements in LAC



Current and following steps

Validation at ECLAC:

- Intra and Inter countries
- Validation of Household consumption expenditures
- MORES
- Special surveys.

Technical meetings on validation:

- Prices
- Special surveys
- MORES

Capacity building activities:

- Workshops
- Technical Assistance - National Accounts (MORES) and Special Surveys.
- Horizontal Cooperation
- (ADB, ESCWA and OECD)



UNITED NATIONS

ECLAC

Thank you!



UNITED NATIONS

ECLAC