



*Pueblos indígenas, comunidades locales
y financiamiento para la conservación de la
biodiversidad*

*Guadalupe Yesenia H. Márquez
PICL y mujeres
Cd. Mex. 7 de junio de 2023*



Pueblos indígenas, comunidades locales y afro descendientes

- Alta y **directa dependencia** a la riqueza natural de las tierras, territorios y aguas bajo propiedad, uso o manejo;
- **Manejo ancestral de la naturaleza**, adaptación y co- evolución, que proviene de milenios o cientos de años; diversificación **“biotecnólogos ancestrales”**
- **Relaciones de reciprocidad con la naturaleza**
- **Continua evolución, creación y conocimientos tradicionales**, conocimiento ecológico tradicional que incluye (conocimientos, innovaciones y prácticas);
- Contribución efectiva a la **conservación de los territorios** y su riqueza natural
- La conservación y el manejo de la biodiversidad está vinculada a los **aspectos sociales, culturales y económicos, particularmente en el conocimiento, uso y manejo de la biodiversidad (valores, cosmovisión, gobernanza ...)**
- **Gobernanza, valores y prácticas**
- **Derechos percibidos en forma colectiva y propiedad social de la tierra (más del 70% del territorio nacional)***














Pueblos indígenas

Hay entre **370 y 500 millones** de personas que pertenecen a Pueblos Indígenas en todo el mundo, en más de **90 países**.

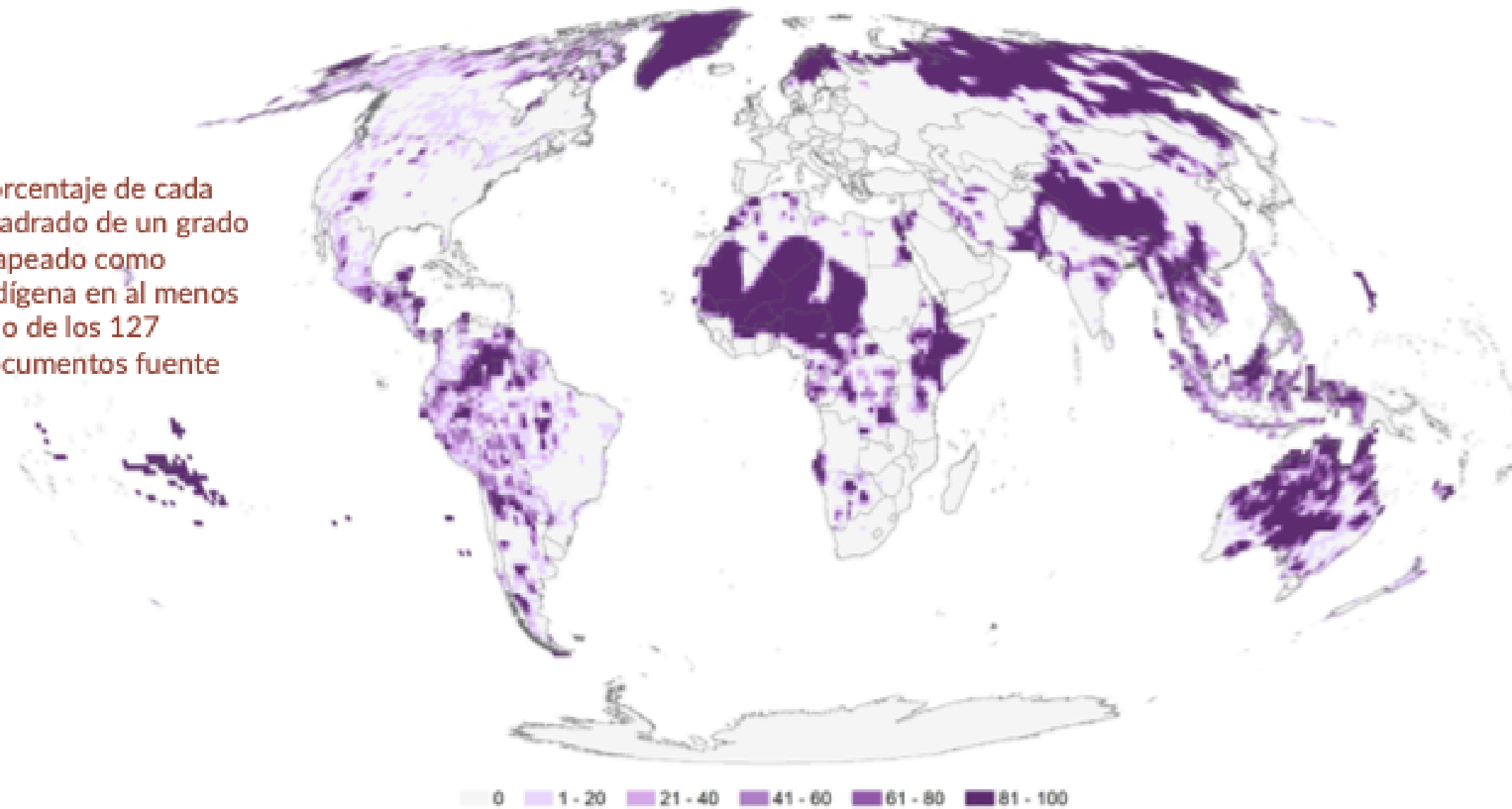
Aunque sólo constituyen el **5% de la población mundial**, representan alrededor del **15% de los pobres extremos**.

La esperanza de vida de los Pueblos Indígenas es hasta **20 años inferior** a la de los no indígenas en todo el mundo.



Tierras gestionadas y/o controladas por pueblos Indígenas

Porcentaje de cada cuadrado de un grado mapeado como indígena en al menos uno de los 127 documentos fuente




Pueblos indígenas y biodiversidad

25% de la superficie de la tierra está poseída, manejada y ocupada, por pueblos indígenas y comunidades locales*

35% de las zonas protegidas

“La naturaleza está declinando a menores tasas en las tierras de los pueblos indígenas que en otras tierras” pero también está bajo amenaza CCTT.

“Las instituciones de conservación basadas en la comunidad y los regímenes de gobernanza local han sido generalmente efectivas, en ocasiones más efectivas que las áreas protegidas formalmente establecidas, para prevenir la pérdida de hábitat, muchos estudios resaltan la contribución de los pueblos indígenas y las comunidades locales para limitar la deforestación”. (IPBES, 2019).



"Financiamiento a las comunidades para la conservación y restauración de la biodiversidad"




Biodiversity and finance: building on common ground with customary rights-holders

Reduced deforestation rates on the lands of customary rights-holders

Deforestation rates, which are often used as a proxy for biodiversity loss, have been found by several studies to be lower on the lands of customary rights-holders than elsewhere:

- o An analysis of case studies reporting annual deforestation rates in 73 sites in the tropics found that deforestation was significantly lower in community-managed forests than in protected areas, and that greater local autonomy was associated with better forest management and greater livelihood benefits.¹⁶
- o A separate study of forest cover change across nine countries in Latin America and Africa between 2010 and 2018 found that maintenance of forest cover in community conserved areas was consistently higher than the national averages, and in seven of these countries was higher than or as high as in state protected areas.¹⁷
- o In the Amazon region, deforestation between 2000 and 2015 was five times lower in state protected areas and indigenous territories than elsewhere. Between 2003 and 2016, indigenous territories, which cover a third of the Amazon, also had rates of forest degradation and disturbance that were six times lower than protected areas and 36 times lower than in other areas.¹⁸
- o In Amazonian Peru, indigenous and community land titling between 2002 and 2005 reduced forest clearance by over 75 per cent and forest disturbance by 66 per cent in the following two years.¹⁹

Meanwhile, although the substantial biodiversity contributions of customary rights-holders are widely recognised in global policy (including both indigenous peoples and other local communities with customary rights to lands and natural resources),¹ their actions to protect and maintain their lands and the biodiversity that they contain continue to be undermined on the ground, including by environmentally and socially harmful projects and programmes that receive public subsidies.² Ironically, some of these are projects and programmes that are designed to further the aims of biodiversity conservation but, because they displace customary rights-holders, they often have the reverse effect.



Local Biodiversity Outlooks 2

The contributions of indigenous peoples and local communities to the implementation of the Strategic Plan for Biodiversity 2011–2020 and to renewing nature and cultures.


A complement to the fifth edition of the *Global Biodiversity Outlook*.

Published by Forest Peoples Programme, in collaboration with: Centres of Distinction on Indigenous and Local Knowledge, Indigenous Women's Biodiversity Network, International Indigenous Forum on Biodiversity, and Secretariat of the Convention on Biological Diversity.

Key message

Worldviews that separate nature and culture are an underlying cause of biodiversity loss, as cultures condition behaviours and frame people's relationships with other people and with the natural world. The holistic and diverse value systems and ways of life of IPLCs across the world offer culturally distinctive visions of alternative sustainable futures which need to be understood, respected and protected across the whole of government, economy and society. Yet, the cultures of IPLCs and the associated rich biodiversity on their lands continue to be eroded and displaced by dominant unsustainable production and consumption systems that are destroying the planet's biodiversity.

The Economics
of Biodiversity:
The Dasgupta
Review



As noted in Annex 2.1, the Biodiversity Intactness Index represents the fraction of naturally present biodiversity that still remains in terrestrial ecosystems and is a useful indicator for community composition and ecosystem resilience. The most recent estimates suggest that the global BII is 79% in 2015, with most biomes below 90%, far less than the proposed safe limit of 90% (Steffen et al. 2015; Hill et al. 2018). A model of tropical and subtropical forest biomes found their BII is both lower and declining more rapidly (De Palma et al. 2018). Biotic integrity is also seen to be falling when considering the MSA (Annex 2.1, Schipper et al. 2016). The biotic integrity of hotspots of rare and endemic species have a lower status and are declining more quickly than the global average trend as measured by the BII and MSA (Ichii et al. 2019). Indigenous lands have a better status and a slower rate of decline, although they are still below the proposed planetary boundary (Ichii et al. 2019).