

Los censos de población y vivienda en contextos de pandemia: panorama regional y desafíos urgentes

Eduardo L.G. Rios-Neto

President

November 23rd, 2021

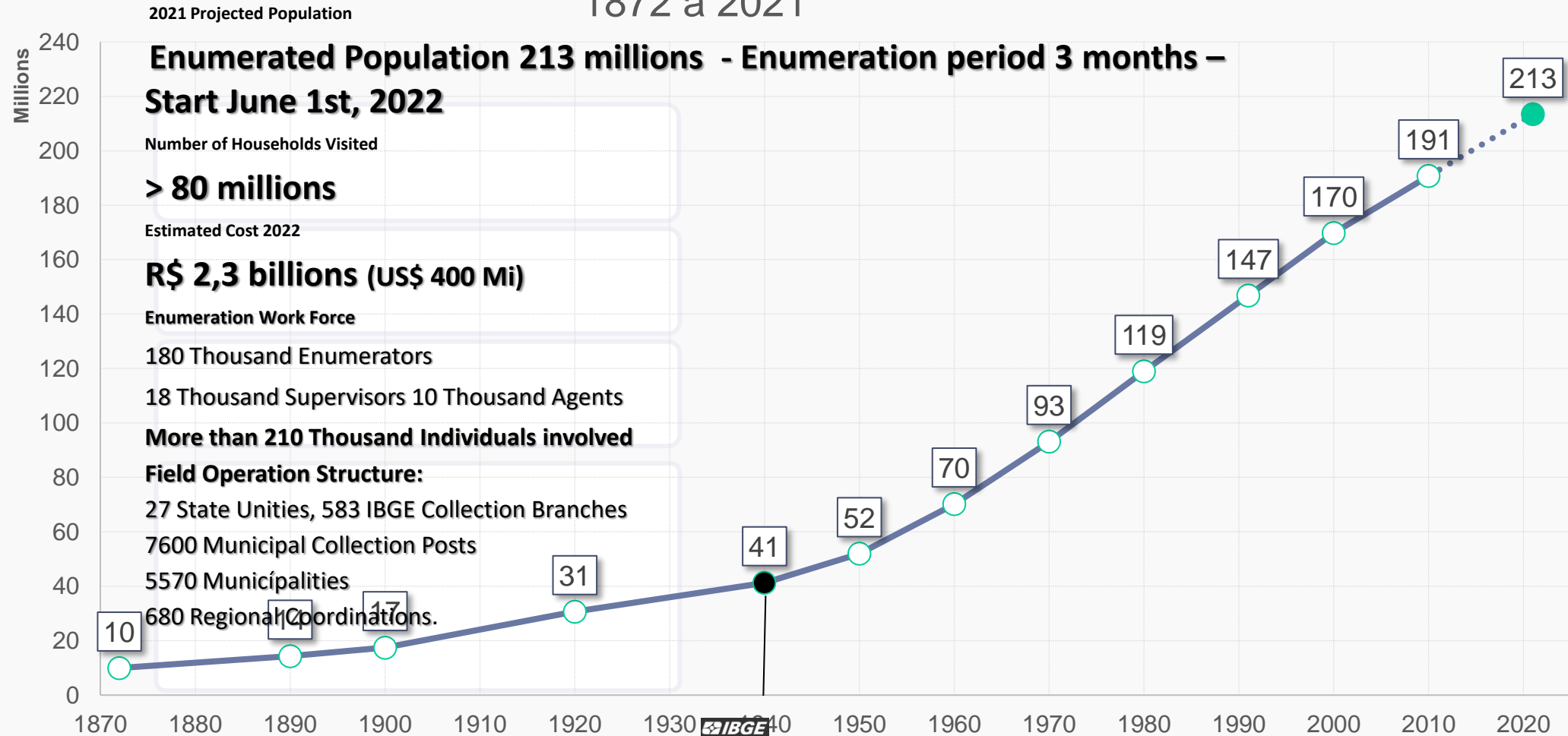
SIDE EVENT

SUMMARY

1. IMPORTANCE – OPERATION'S DESCRIPTION, RELEVANCE OF CENSUS
2. CHALLENGES – INNOVATION
3. CHALLENGES – DATA COLLECTION – CAPI, CASI (CAWI), CATI
4. CHALLENGES – COVID-19 - PPE
5. CHALLENGES – COVERAGE, IMPUTATION
6. Tests

General Features 2022 Demographic Census

Population Brazil
1872 a 2021



Granular information of the Brazilian Population at municipal level, allowing the implementation of **public policies**.

Give basis for the **master sample** that allows the construction of all household samples at IBGE, and also for several household samples conducted in Brazil during the decade.

Importance and Uses of the Demographic Census

Basic information for intercensal **population projections** at National and State levels, as well **population estimates** at municipal level.

It is the basis for the calculation of the amount or **resources transferred** to the municipalities and states (FPM) and also to determine the size of political representation at the three Federation levels.



Tool for resources allocation



Knowledge of specific segments of the Brazilian Population

Display Family living conditions and household access to piped water and sewerage system



Demographic Census - 2022

Themes Covered

BASIC (Short)

(All Households – 26 Items)

**Roster of Individuals in the
HOUSEHOLD**

HOUSEHOLD Characteristics

**Individuals Characteristics in the
Household**

Race/Color Identification
(*Quilombolas e Indígenas*)

Civil Registration

Literacy

Income of Household's Head

MORTALITY

LONG

(SAMPLE – 77 Items)

**Individuals Characteristics in the
Household**

Nuptiality

Fertility

Religion

Individuals with Disability

Internal and International

Migration

Education

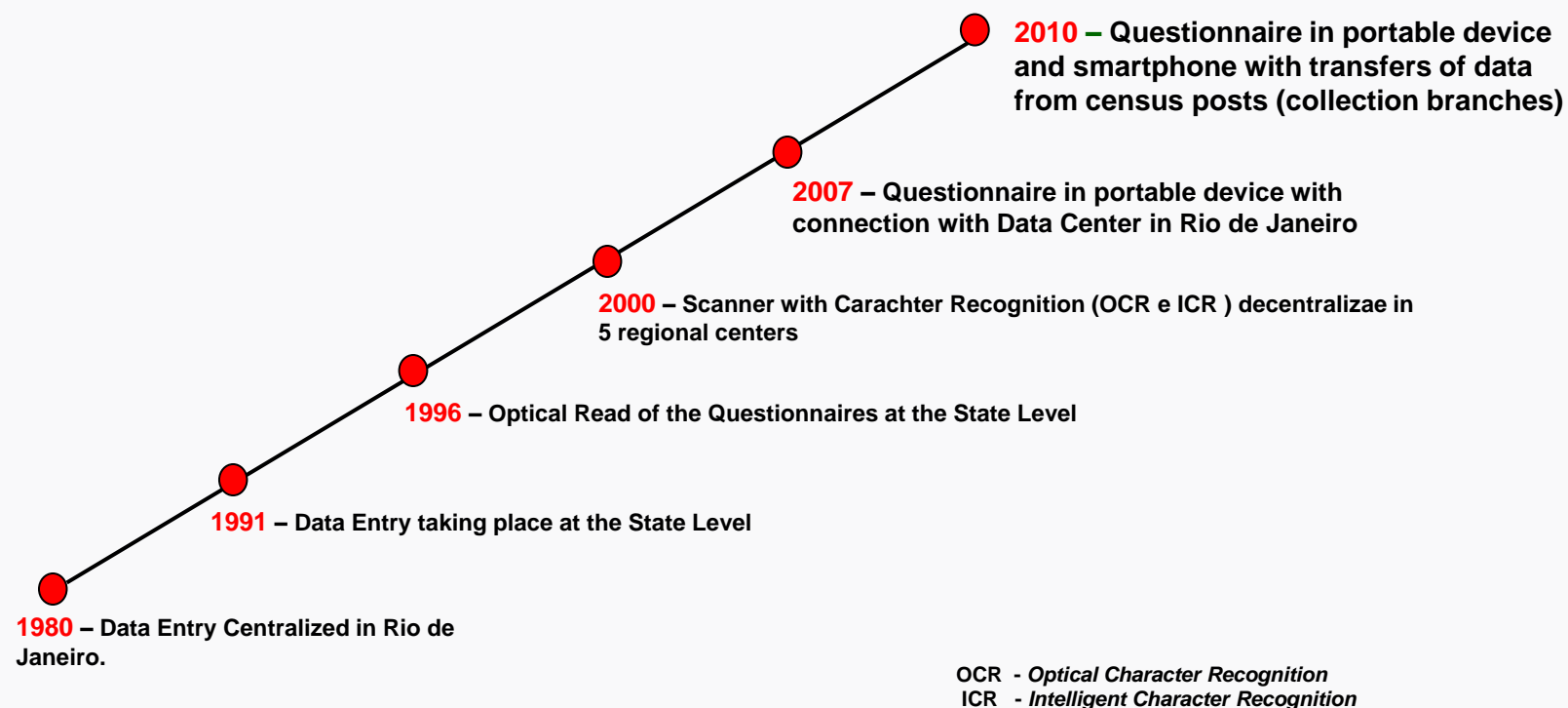
Work and Earnings

Commuting to Work and to Study

Autism

Types of Technological Innovations in the Censuses

The last Editions of the Censuses brought innovations in the data collection, entry, in all editions data collection took place at the household level enumerating all members



Expected Innovations in 2022

- If previous innovations derived from censuses were associated with ***data collection and data entry***, we expect that 2022 will be marked by ***technologies monitoring the census operation*** in real time. A situation room will monitor the operation in real time.
- **The following innovations should be mentioned:**
 - GradePop – Households by Census Tract
 - Demographic Dynamics in Dashboards by Census Tract
 - Process Mining of the Census Operation – Analysis of Metadata

GradePop

POPULATION MODELLING FOR CENSUS SUPPORT

TOP-DOWN VS BOTTOM-UP POPULATION MODELLING

Global top-down gridded population estimates are available from www.worldpop.org.

Bespoke country-specific bottom-up population estimates are available from wopr.worldpop.org.

See [Wardrop et al. 2018](#) for an overview of these methods.

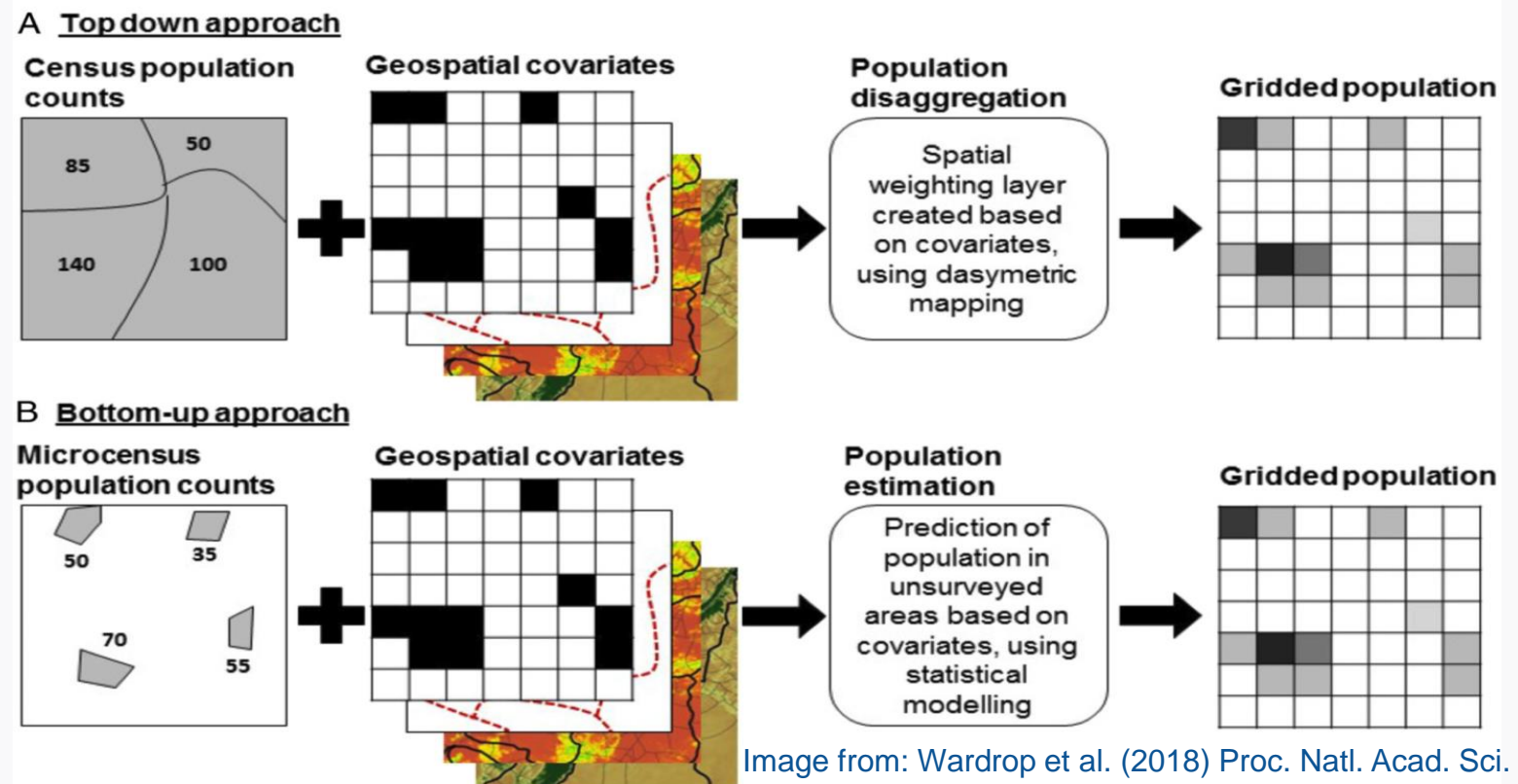


Image from: Wardrop et al. (2018) Proc. Natl. Acad. Sci. U.S.A

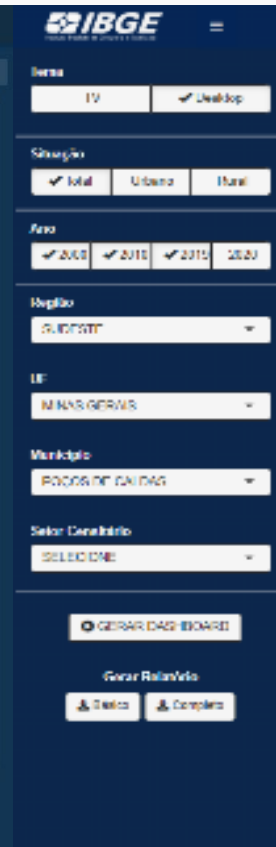
GradePop

1. **Pre-Enumeration Phase** - It gives a view on the number of households to be expected in the census enumeration phase. It combines with the virtual construction of housing address lists by Census Contract. Both compensate the lack of resources for pre-enumeration's canvassing of the Census Tracts.
2. **Enumeration Phase** – It helps the evaluation of real time coverage of the census tracts during enumeration or data collection.
3. **Post-Enumeration Phase** – It helps to access data coverage and to input missing households. It will be conducted a post-enumeration survey (PES), but this tool and demographic analysis will contribute to evaluation of census' coverage.

Demographic Dashboards

- IBGE applied demographic analysis in previous Census operation to assess its quality.
- This analysis was done with a time lag in order to compute partial results from the field.
- Dimensions such as age structure, sex ratio, digital preference for certain ages (Myers Index), median age, education, etc. were computed in order to evaluate the quality of data collection.
- Now, dashboards replace this type of analysis in almost real time and high level of granularity, up to the census tract level.

Demographic Dashboards



Demographic Dashboards



Process Mining of Data Collection

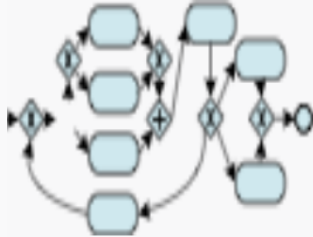
- A tool to evaluate data collection in real time, by enumerator, including the number of visits to the household, the time spent in each visit, completion of the questionnaire, reasons for not completing the questionnaire, supervision activities, etc.

Process Mining of Data Collection

PLAY IN



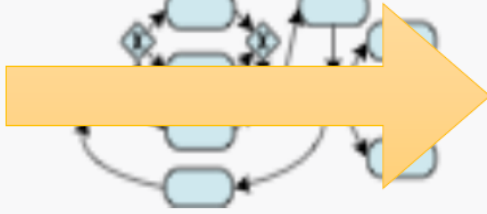
PLAY OUT



REPLAY



REPLAY



- Time of execution
- Frequencies
- Durations
- Diagnostics
- Predictions

The Challenge of Data Collection

Mixed Model of Data Collection



CAPI = Computer-Assisted Personal Interviewing



Internet
CASI = Computer-Assisted Self Interviewing



CATI = Computer-Assisted Telephone Interviewing

Mixed Model of Data Collection

1

Enumerator starts face to face contact:

If successful contact with resident:

1

- Face to Face Interview (**CAPI**)
- Make Appointment for telephone Interview (**CATI**)

2

- Suggest Internet self-interview (**CASI**)



Data Collection Flow in Mixed Model

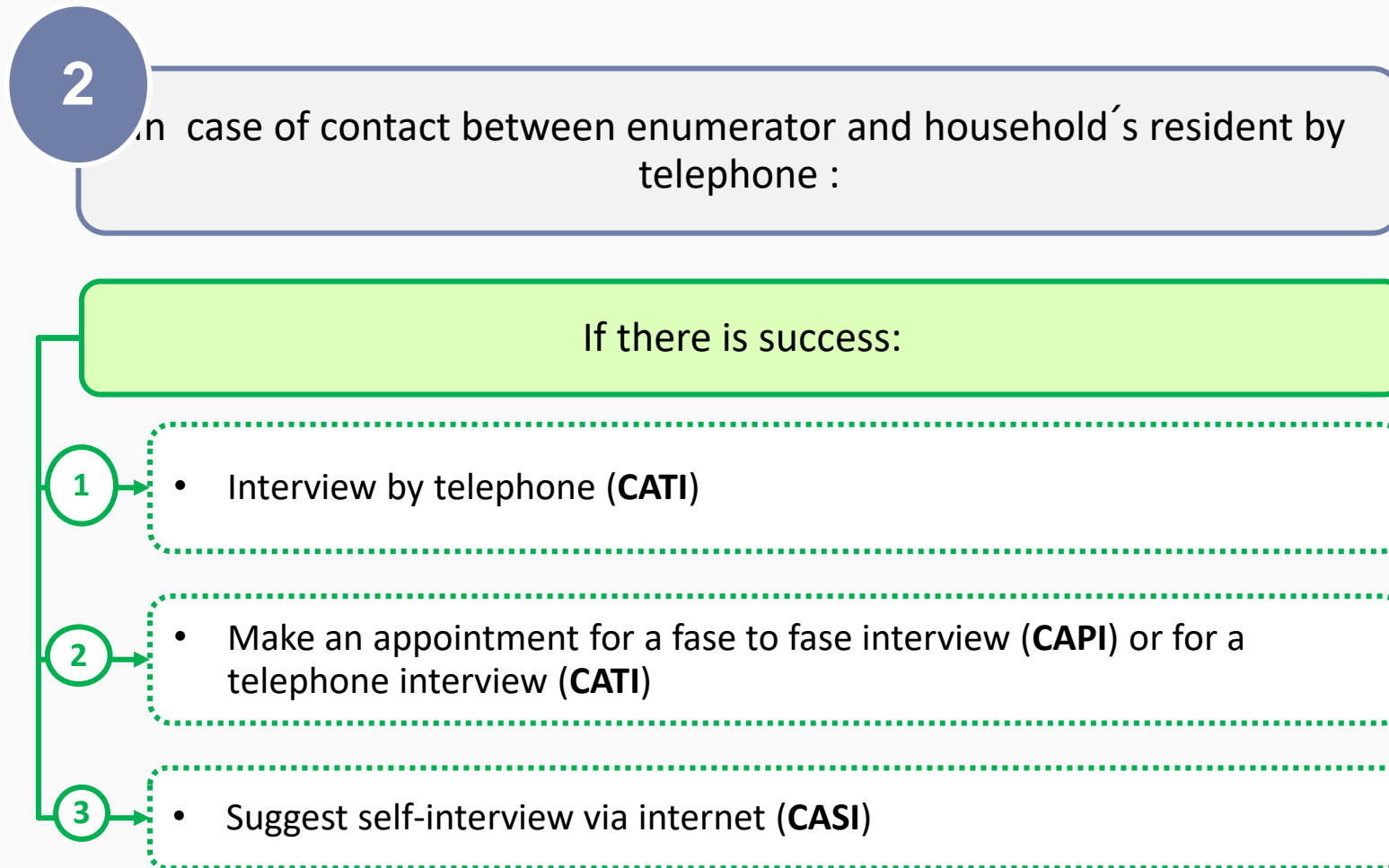
1

Starting point is always face to face:

In case of not reaching a resident in the household:

- Leave a note with contact number; and
- Try to dial when there is a telephone number in the list for the specific household visited

Data Collection Flow in Mixed Model



2022 Census data collection approach model

June 1, 2021

CATI + CAPI + CASI

- 1 The enumerator starts the face-to-face stage:
 - In case of successful contact with the resident:
 - ✓ 1st option - face-to-face or scheduling interview (CAPI) or telephone interview (CATI)
 - ✓ 2nd option - offer self-completion via the Internet (CASI)
 - If the contact to the resident is not possible:
 - ✓ Leave a message letter with a contact number and
 - ✓ Try to contact by phone if there are phone numbers available (only after the unit is worked)
- 2 If the enumerator is contacted or is able to contact the resident by telephone:
 - In case of successful contact:
 - ✓ 1st option - telephone interview (CATI)
 - ✓ 2nd option - schedule a face-to-face (CAPI) or telephone interview (CATI)
 - ✓ 3rd option - offer self-completion via the Internet (CASI)

CATI = Computer-Assisted Telephone Interviewing

CAPI = Computer-Assisted Personal Interviewing

Reference date = night from may 31 to June 1, 2022

Data Collection

Remote Call Center

(Centro de Apoio ao Censo - CAC)



- **Conceptual and Operational Assistance** filling self-interview via web
- **Convincing Role Insistência** with those individuals contacted that opted for self-interview and never filled the questionnaire
- **Completing** the lacking information in partially filled questionnaires in the web
- Confirming the information about the **enumerator's credentials**

Safety and Health

- Health Protocols
- Personal Protection Equipments (PPE)
- National and International Benchmark



Post-Enumeration Survey (PES)

- Coverage was an issue in the 2010 Demographic Censuses
- Coverage problem in high income neighborhoods due to difficulties of access
- Coverage problem in census tracts located in “slums” or “sub-normal sectors”, mainly due to violence
- Coverage problem in rural census tracts
- Post-Enumeration surveys conducted independently of the data collection team and immediately after enumeration give basis for the estimation of coverage rates and inputation
- Demographic projections and GradePop provide alternative measures of coverage

Tests – Demographic Census 2022

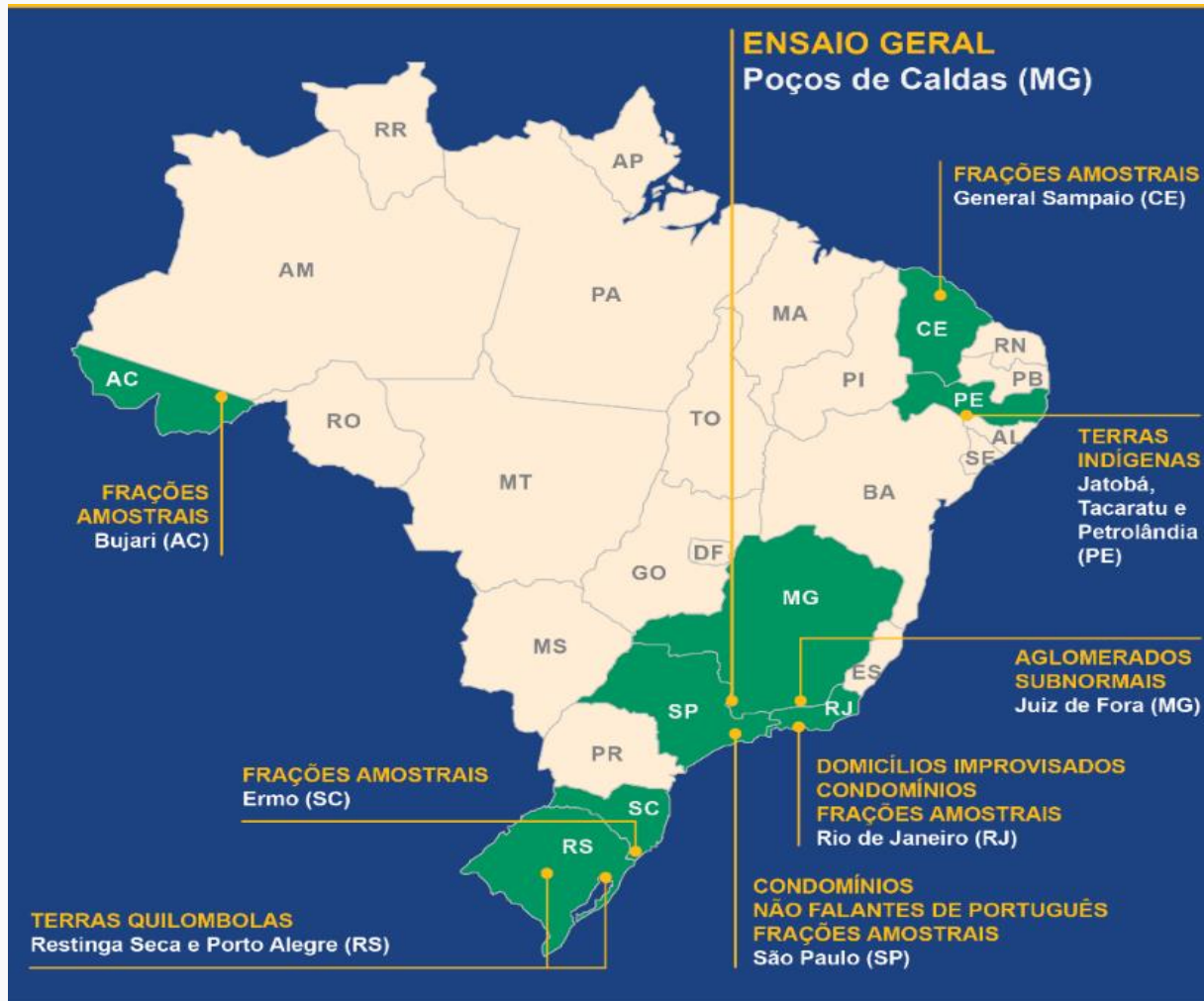
- Experimental Census in Poços de Caldas – Minas Gerais – November 2019
- Virtual Equipment Tests – November 2020
- Paquetá Island Test – September 2021
- Tests in all 27 States – November 2021

**Experimental
Census
Poços de Caldas
Population: 168 million**

2019



Experimental Census 2019



Poços de Caldas-MG

-Enumerators:
180

-Supervisors: 25

-ACM: 4

-Sampling: 10%

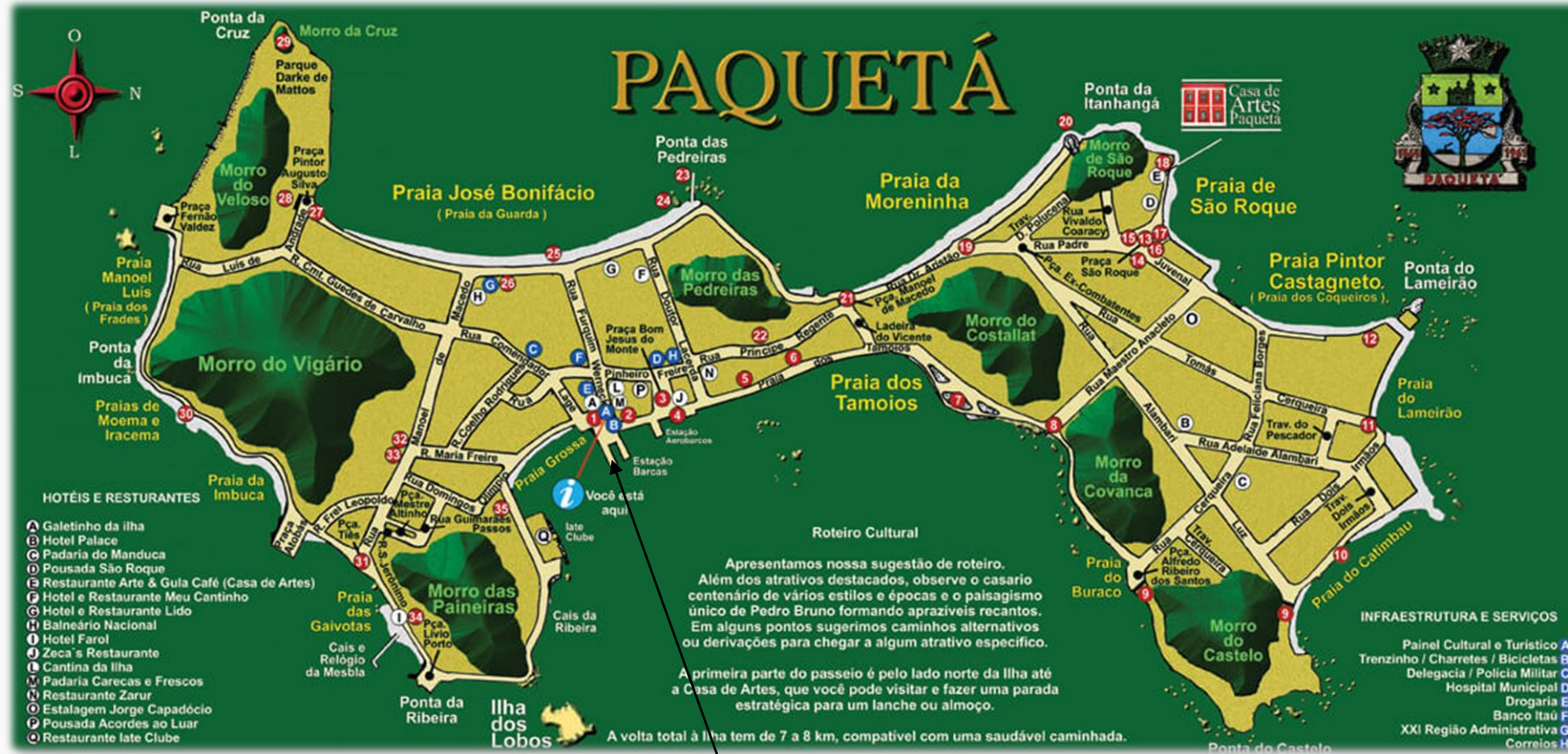
**16 other
municipalities
with specific
characteristics**

Test Paquetá-RJ – Population Counted in Test 3612

Paquetá Island – characteristics

SOUTH

NORTH



Boats

Pré-teste de Paquetá-RJ

Ilha de Paquetá – Banner na entrada da Ilha



Paquetá Island – City of Rio de Janeiro

Partnership – Municipal Health Department



TESTS IN 27 STATES - PARANÁ



TESTS IN 27 STATES – DISTRITO FEDERAL Samambaia



TESTS IN 27 STATES – MINAS GERAIS

Bairro Minas Brasil in Belo Horizonte



TESTS IN 27 STATES – BAHIA

Bairro Amaralina in Salvador

Censo 2022

O IBGE CONTA COM VOCÊ

Teste em Amaralina

O IBGE está se preparando para o Censo no ano que vem e conta com a sua participação nesta etapa de teste.

Saiba mais em: censo2022.ibge.gov.br

Confira a identidade do recenseador: respondendo.ibge.gov.br

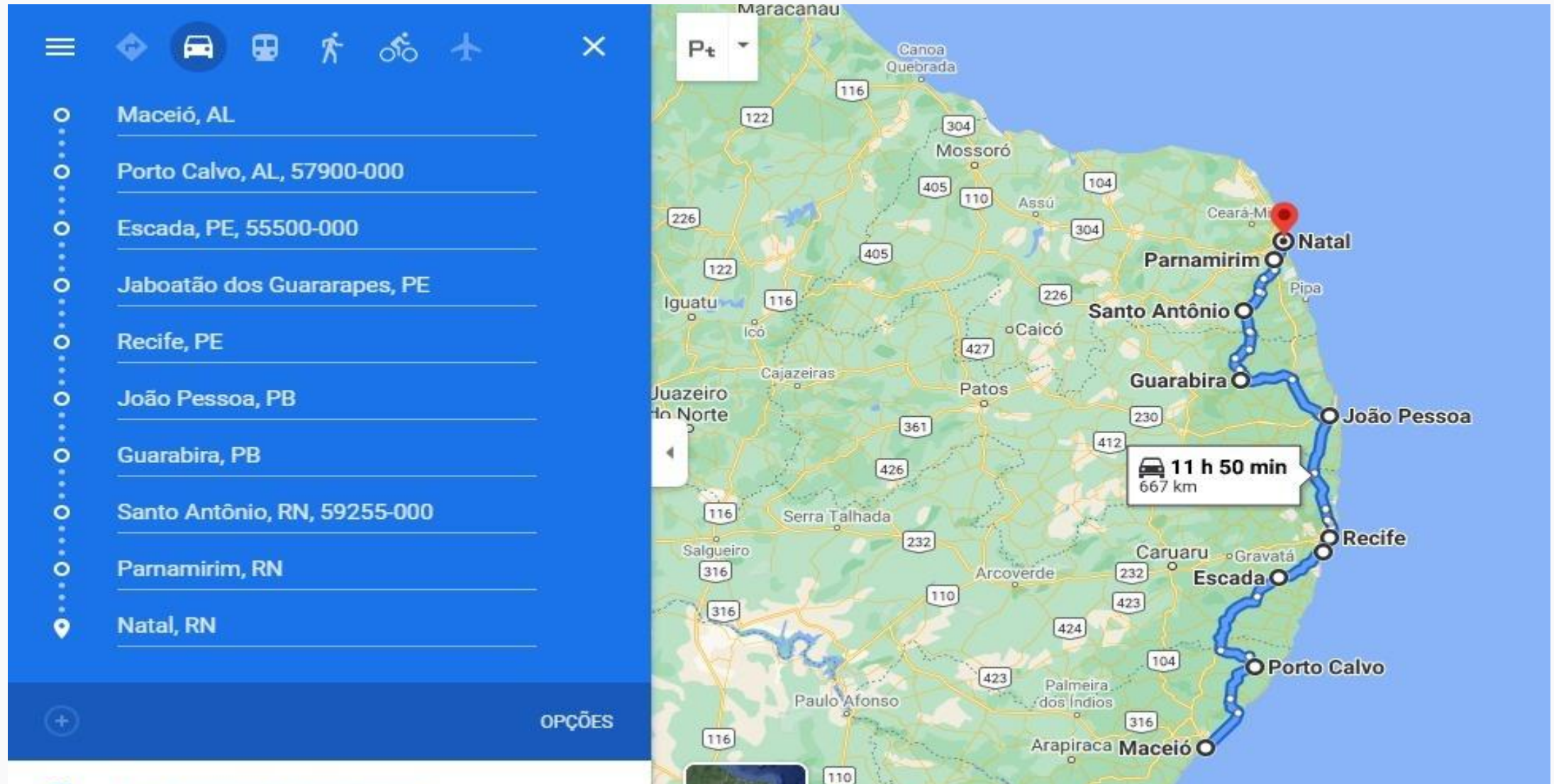
IBGE Instituto Brasileiro de Geografia e Estatística

www.ibge.gov.br 0800 721 8181

BAHIA AMARALINA



Road Show in Four Northeast States - Tests and Pre-Game Speech for the Census



Como me sinto depois dessa maratona de testes?



Thank You!!!