

ICP 2017 GLOBAL STATUS

PCI 2017 SITUACIÓN GLOBAL

2nd Technical Meeting of the
ICP Latin America & the Caribbean Program

May 7, 2018
Panama City, Panama

Outline

- **Global status of 2017 ICP cycle**
[Situación global del Ciclo 2017 del PCI]
- **Governance Meetings and Capacity Building Activities**
[Reuniones de Gobernanza y actividades para el desarrollo de capacidades]
- **ICP Research Agenda**
[Agenda de investigación del PCI]
- **Examples of Uses of PPPs and ICP data**
[Ejemplos de usos de las PPA y datos del PCI]
- **Knowledge and Outreach Activities**
[Actividades de generación y diseminación de conocimientos]

A faint, dotted world map serves as the background for the slide. The map is composed of small, light-colored dots that form the outlines of continents and countries. The overall tone is light and professional.

GLOBAL STATUS OF 2017 ICP CYCLE

SITUACIÓN GLOBAL DEL CICLO 2017 DEL PCI

Number of Participating Countries (as of now)

Region	2017 ICP Cycle
Africa	50
Asia	22
CIS	8
Latin America & Caribbean	34
Western Asia	14 ²
Eurostat-OECD	51 ³
<i>Dual participation</i> ¹	<i>(4)</i>
Total	175

¹ Dual participation countries include Egypt, Morocco, Russia and Sudan

² Includes Iran, which will be linked through the Western Asia comparison

³ Includes Georgia and Ukraine, which will be linked through the Eurostat comparison

Number of Participating Countries (as of now)

Region	2017 ICP Cycle
Africa	50
Asia	22
CIS	8
Latin America & Caribbean	34
Western Asia	14 ²
Eurostat-OECD	51 ³
<i>Dual participation</i> ¹	<i>(4)</i>
Total	175

¹ Dual participation countries include Egypt, Morocco, Russia and Sudan

² Includes Iran, which will be linked through the Western Asia comparison

³ Includes Georgia and Ukraine, which will be linked through the Eurostat comparison

Number of Participating Countries (as of now)

Region	2017 ICP Cycle
Africa	50
Asia	22
CIS	8
Latin America & Caribbean	34
Western Asia	14 ²
Eurostat-OECD	51 ³
<i>Dual participation</i> ¹	(4)
Total	175

37 ?

¹ Dual participation countries include Egypt, Morocco, Russia and Sudan

² Includes Iran, which will be linked through the Western Asia comparison

³ Includes Georgia and Ukraine, which will be linked through the Eurostat comparison

ICP 2017 Cycle Timetable (expected)

Regions	2016				2017				2018				2019					
	Q1	Q2	Q3	Q4	Q1	Q2	Q3	Q4	Q1	Q2	Q3	Q4	Q1	Q2	Q3	Q4		
Western Asia	H	H	H	H		H+R +G	C	H+R +M		R								
Eurostat-OECD		H		H		H+R	M+C	H+G		H+R		H						
Asia						H	H	H	H+M+C	H+R+G	H+R+G	G						
CIS						H	H+M +C	H+M +C	R	R+G	R+G	R						
Africa							H	H	H	H	H+R +M+C	H+R+G +M+C						
Latin America & the Caribbean							H	H	H	H	H+R +G	H+R +M+C						
Results																		
Timeseries (2012-16)																PR	PR	FR
Regional 2017																	PR	FR
Global 2017																PR	PR	FR

Acronyms: Household consumption (**H**), Housing (**R**), Government (**G**), Machinery and Equipment (**M**), Construction (**C**), Preliminary Results (**PR**), Final Results (**FR**)

ICP 2017 Cycle Timetable (expected)

Regions	2016				2017				2018				2019					
	Q1	Q2	Q3	Q4	Q1	Q2	Q3	Q4	Q1	Q2	Q3	Q4	Q1	Q2	Q3	Q4		
Western Asia	H	H	H	H		H+R +G	C	H+R +M		R								
Eurostat-OECD		H		H		H+R	M+C	H+G		H+R		H						
Asia						H	H	H	H+M+C	H+R+G	H+R+G	G						
CIS						H	H+M +C	H+M +C	R	R+G	R+G	R						
Africa							H	H	H	H	H+R +M+C	H+R+G +M+C						
Latin America & the Caribbean							H	H	H	H	H+R +G	H+R +M+C						
Results																		
Timeseries (2012-16)																PR	PR	FR
Regional 2017																	PR	FR
Global 2017																PR	PR	FR

Acronyms: Household consumption (**H**), Housing (**R**), Government (**G**), Machinery and Equipment (**M**), Construction (**C**), Preliminary Results (**PR**), Final Results (**FR**)

ICP 2017 Cycle Timetable (expected)

Regions	2016				2017				2018				2019						
	Q1	Q2	Q3	Q4	Q1	Q2	Q3	Q4	Q1	Q2	Q3	Q4	Q1	Q2	Q3	Q4			
Western Asia	H	H	H	H		H+R +G	C	H+R +M		R									
Eurostat-OECD		H		H		H+R	M+C	H+G		H+R		H							
Asia						H	H	H	H+M+C	H+R+G	H+R+G	G							
CIS						H	H+M +C	H+M +C	R	R+G	R+G	R							
Africa							H	H	H	H	H+R +M+C	H+R+G +M+C							
Latin America & the Caribbean							H	H	H	H	H+R +G	H+R +M+C							
Results																			
Timeseries (2012-16)																PR	PR	FR	
Regional 2017																	PR	FR	
Global 2017																	PR	PR	FR

Acronyms: Household consumption (H), Housing (R), Government (G), Machinery and Equipment (M)
 Construction (C), Preliminary Results (PR), Final Results (FR)

ICP 2017 Cycle Timetable (expected)

Regions	2016				2017				2018				2019					
	Q1	Q2	Q3	Q4	Q1	Q2	Q3	Q4	Q1	Q2	Q3	Q4	Q1	Q2	Q3	Q4		
Western Asia	H	H	H	H		H+R +G	C	H+R +M		R								
Eurostat-OECD		H		H		H+R	M+C	H+G		H+R		H						
Asia						H	H	H	H+M+C	H+R+G	H+R+G	G						
CIS						H	H+M +C	H+M +C	R	R+G	R+G	R						
Africa							H	H	H	H	H+R +M+C	H+R+G +M+C						
Latin America & the Caribbean							H	H	H	H	H+R +G	H+R +M+C						
Results																		
Timeseries (2012-16)																PR	PR	FR
Regional 2017																	PR	FR
Global 2017																PR	PR	FR

Acronyms: Household consumption (H), Housing (R), Government (G), Machinery and Equipment (M), Construction (C) Preliminary Results (PR), Final Results (FR)

ICP 2017 Cycle Timetable (expected)

Regions	2016				2017				2018				2019			
	Q1	Q2	Q3	Q4	Q1	Q2	Q3	Q4	Q1	Q2	Q3	Q4	Q1	Q2	Q3	Q4
Western Asia	H	H	H	H		H+R +G	C	H+R +M		R						
Eurostat-OECD		H		H		H+						H				
Asia						H+					+G	G				
CIS						H+					G	R				
Africa							H	H	H	H	H+R +M+C	H+R+G +M+C				
Latin America & the Caribbean							H	H	H	H	H+R +G	H+R +M+C				
Results																
Timeseries (2012-16)														PR		PR FR
Regional 2017															PR	FR
Global 2017													PR		PR	FR

All price surveys finalized and validated!

Acronyms: Household consumption (H), Housing (R), Government (G), Machinery and Equipment (M), Construction (C) **Preliminary Results (PR), Final Results (FR)**

ICP 2017 Cycle Timetable (expected)

Regions	2016				2017				2018				2019						
	Q1	Q2	Q3	Q4	Q1	Q2	Q3	Q4	Q1	Q2	Q3	Q4	Q1	Q2	Q3	Q4			
Western Asia	H	H	H	H		H+R +G	C	H+R +M		R									
Eurostat-OECD		H		H		H+R	M+C	H+G		H+R		H							
Asia						H	H	H	H+M+C	H+R+G	H+R+G	G							
CIS						H	H+M +C	H+M +C	R	R+G	R+G	R							
Africa							H	H	H	H	H+R +M+C	H+R+G +M+C							
Latin America & the Caribbean							H	H	H	H	H+R +G	H+R +M+C							
Results																			
Timeseries (2012-16)																PR	PR	FR	
Regional 2017																	PR	FR	
Global 2017																	PR	PR	FR

Acronyms: Household consumption (H), Housing (R), Government (G), Machinery and Equipment (M), Construction (C) Preliminary Results (PR), Final Results (FR)

ICP 2017 Cycle Timetable (expected)

Regions	2016				2017				2018				2019			
	Q1	Q2	Q3	Q4	Q1	Q2	Q3	Q4	Q1	Q2	Q3	Q4	Q1	Q2	Q3	Q4
Western Asia	H	H	H	H		H+R +G	C	H+R +M		R						
Eurostat-OECD		H		H		H+R	M+C	H+G		H+R		H				
Asia												G				
CIS												R				
Africa							H	H	H	H	H+R +M+C	H+R+G +M+C				
Latin America & the Caribbean							H	H	H	H	H+R +G	H+R +M+C				
Results																
Timeseries (2012-16)													PR		PR	FR
Regional 2017															PR	FR
Global 2017													PR		PR	FR

National Prices -> Regional PPPs -> Global PPPs

Acronyms: Household consumption (H), Housing (R), Government (G), Machinery and Equipment (M), Construction (C) **Preliminary Results (PR), Final Results (FR)**

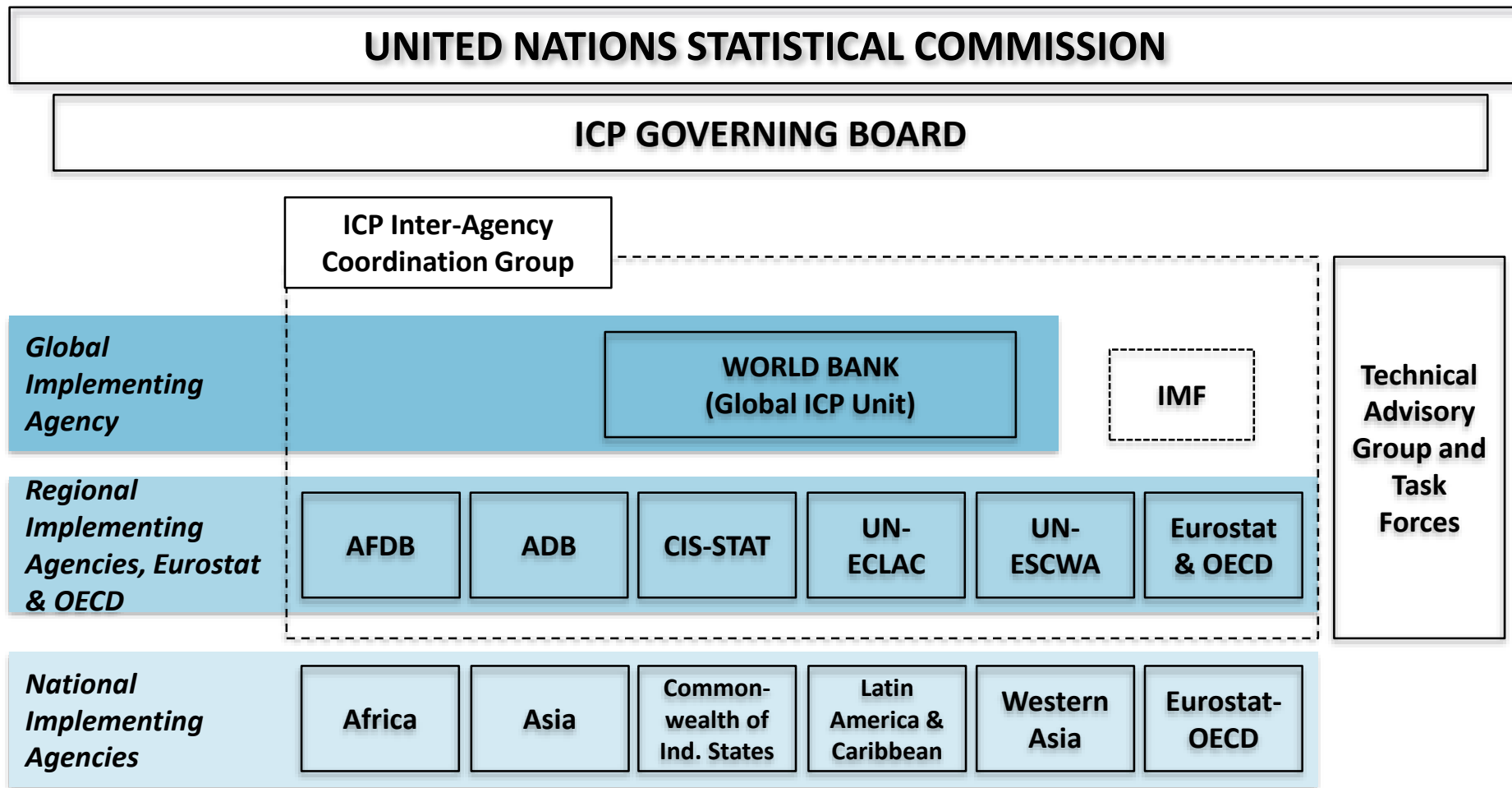
A faint, dotted world map is visible in the background of the slide. The map is centered and covers most of the page area.

GOVERNANCE AND CAPACITY BUILDING MEETINGS

REUNIONES DE GOBERNANZA Y ACTIVIDADES PARA EL DESARROLLO DE CAPACIDADES

ICP Governance Framework*

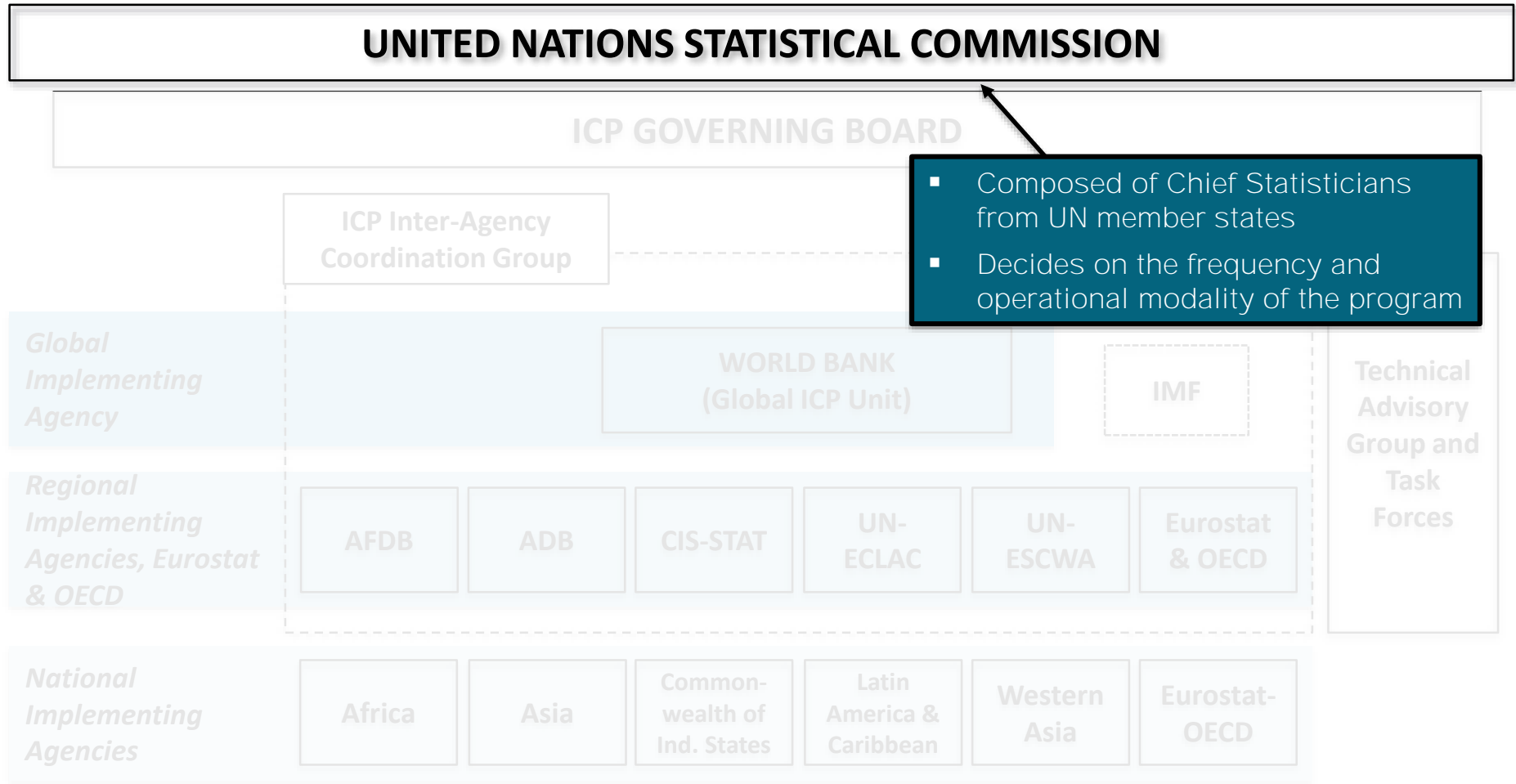
(as suggested by the UN Statistical Commission)



* For more detailed information, see: <http://siteresources.worldbank.org/ICPEXT/Resources/ICP-Governance-Framework-Final.pdf>

ICP Governance Framework*

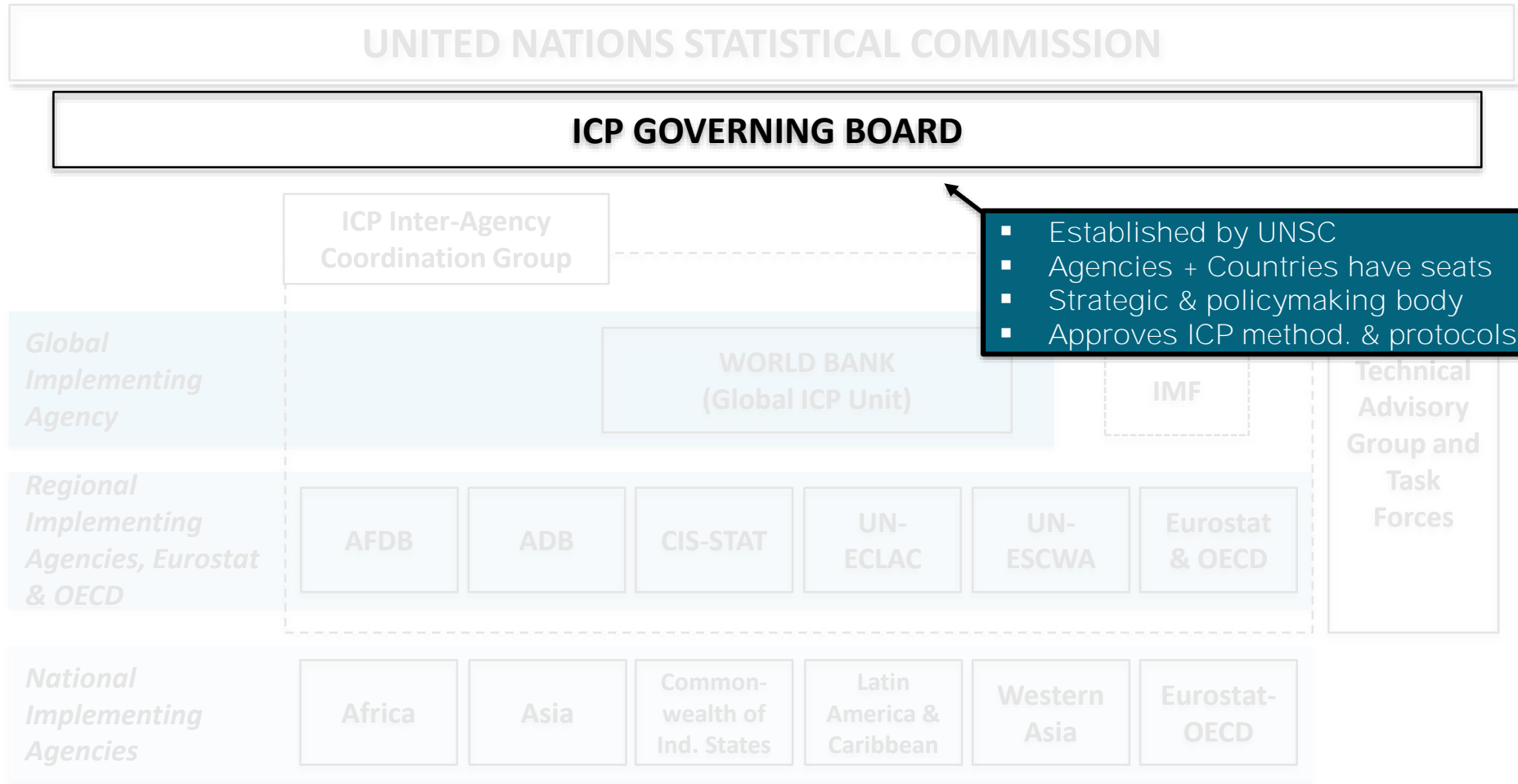
(as suggested by the UN Statistical Commission)



* For more info, see: <http://siteresources.worldbank.org/ICPEXT/Resources/ICP-Governance-Framework-Final.pdf>

ICP Governance Framework*

(as suggested by the UN Statistical Commission)



* For more info, see: <http://siteresources.worldbank.org/ICPEXT/Resources/ICP-Governance-Framework-Final.pdf>

United Nations Statistical Commission Sessions

48TH SESSION NEW YORK [MARCH 2017]

- Endorsed the ICP governance framework and the composition of the Governing Board
- Urged countries to **integrate ICP activities into their regular work programs** to ensure a sustainable and a truly permanent program

49TH SESSION NEW YORK [MARCH 2018]

- Took note of the World Bank report outlining ICP activities undertaken at the global, regional and national levels in 2017
- Countries commented on the report, indicating their commitment to the ICP, the usefulness of the program, and **the importance of integrating ICP surveys into the regular work programs in countries**



ICP Governance Meetings

Governing Board

- **2016** (1st Meeting): endorse new ICP governance framework, establish the TAG, and discuss preparations for the ICP 2017 cycle
- **2017** (2nd Meeting): review 2017 ICP cycle progress, evaluate risks, discuss data access, and approve ICP Research Agenda

Inter-Agency Coordination Group

- **2016 & 2017**: coordinate interim exercises, finalize operational material and prepare for the ICP 2017 cycle
- **March 2018**: assess progress and timetable of 2017 cycle; discuss publication of results

Technical Advisory Group (TAG)

- **May 2017** (1st Meeting): ICP Research Agenda discussed and approved.

Upcoming Governance Meetings in 2018

Technical Advisory Group (TAG)

2nd Meeting, Washington, May 2018

Inter-Agency Coordination Group

6th Meeting, Washington, September 2018

- Review the implementation ICP 2017 cycle activities and initiate global validation

Governing Board

3rd Meeting, Dubai, United Arab Emirates, October 25, 2018

- Important review of progress toward the timely completion of the ICP 2017 cycle

Regional Capacity Building Activities

ICP Region	# of Regional Workshops (June 2017-May 2018)	Most recent/Forthcoming Workshops
Africa	1	June 2018
Asia	4	Apr 2018
CIS	2	Q2 2018
Latin America & the Caribbean	2	May 2018
Western Asia	4	April 2018

MOST RECENT COUNTRY WORKSHOPS AND TECHNICAL ASSISTANCE (June 2017-May 2018)

- Meetings on Ukraine's and Georgia's participation in the ICP
- Technical Assistance missions to Rwanda; South Africa; Egypt; Ghana; Côte d'Ivoire; Congo; Niger; Nigeria; and Togo
- UAE National Training Workshops

A faint, dotted world map serves as the background for the slide. The map is composed of small, light-colored dots that form the outlines of continents and countries. The overall color palette is light and airy, with a teal accent bar in the top right corner.

ICP RESEARCH AGENDA

AGENDA DE INVESTIGACIÓN DEL PCI

ICP Research Agenda items

- I. Compilation of PPP Time Series and the Rolling Survey Approach
- II. PPPs and Real Expenditures for Dwelling Services
- III. Productivity Adjustment for Government and Construction Labor
- IV. Fine Tuning Global Linking Procedures
- V. Quality and Reliability of PPPs
- VI. Uses of PPPs for National and International Policy Making
- VII. CPI-ICP Synergies and Sub-National PPPs
- VIII. PPPs for Exports and Imports
- IX. PPPs for Construction
- X. PPPs for Health and Education
- XI. ICP PPPs and Global Poverty Measurement
- XII. Exploring Innovations in Technology and Data Sources for PPP Measurement
- XIII. Accounting for Product Quality Differences in PPP Measurement

Progress - Task Forces Established in 2017

TF01. PPP COMPILATION AND COMPUTATION

- Linking interim regional updates (2017-2019)
- Building interim PPP time series (2017-2019)
- Fine tuning global linking procedures (2017-2019)
- Productivity adjustment (2017-2019)

TF02. HOUSING

- PPPs and real expenditures for dwelling services (2017-2019)

TF03. COUNTRY OPERATIONAL GUIDELINES AND PROCEDURES

- Moving towards rolling price surveys (2017-2019)
- CPI-ICP synergies (2017-2019)
- Sub-national PPPs (2017-2019)

- **Each Task Forces held two meetings (October 2017 and March 2018)**

Upcoming Task Forces/Teams

- **TASK TEAM FOR QUALITY ASSESSMENT OF NATIONAL ACCOUNTS AND PRICE INDICES**
 - JOINT IMF, WORLD BANK AND UN STATISTICAL DIVISION
 - VALIDATE DATA FOR PPP TIME SERIES TO INFORM THE WORK OF TASK FORCES
 - 1ST MEETING IN JUNE 2018
- **TASK FORCE 4: PPP USES**
 - USES OF PPPS AND ICP DATA FOR POLICYMAKING
- **TASK FORCE 5: PPPS AND POVERTY MEASUREMENT**
 - ICP PPPS AND GLOBAL POVERTY MEASUREMENT



EXAMPLES OF USES OF PPPs AND ICP DATA

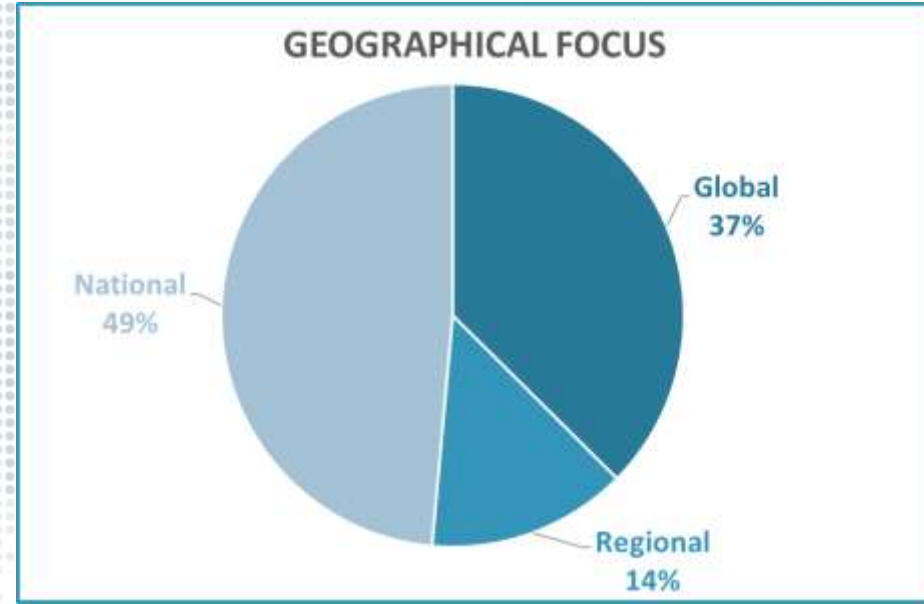
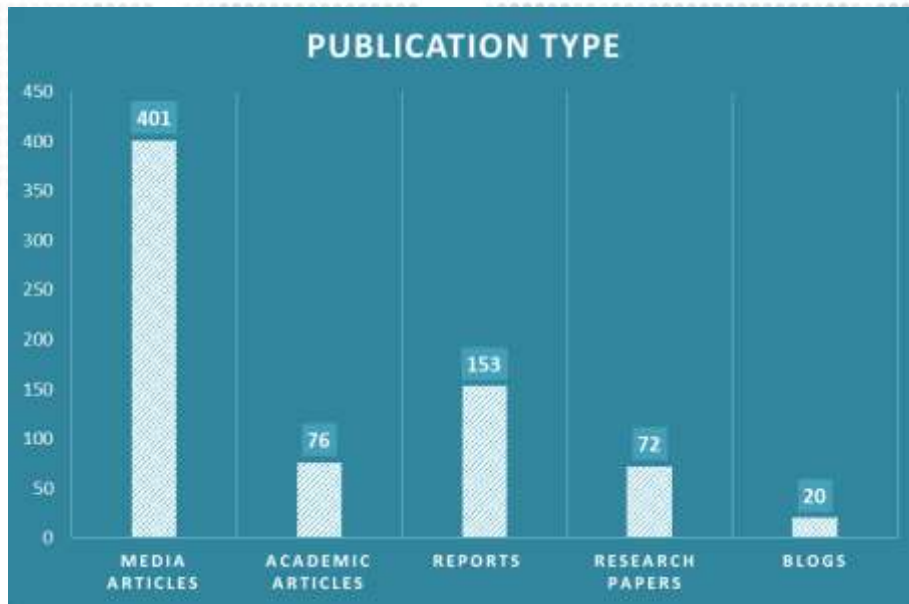
EJEMPLOS DE USOS DE LAS PPAs Y DATOS DEL PCI

Overview of uses (only in English)

Period: 2014-2018

by publication Type

by geographical focus



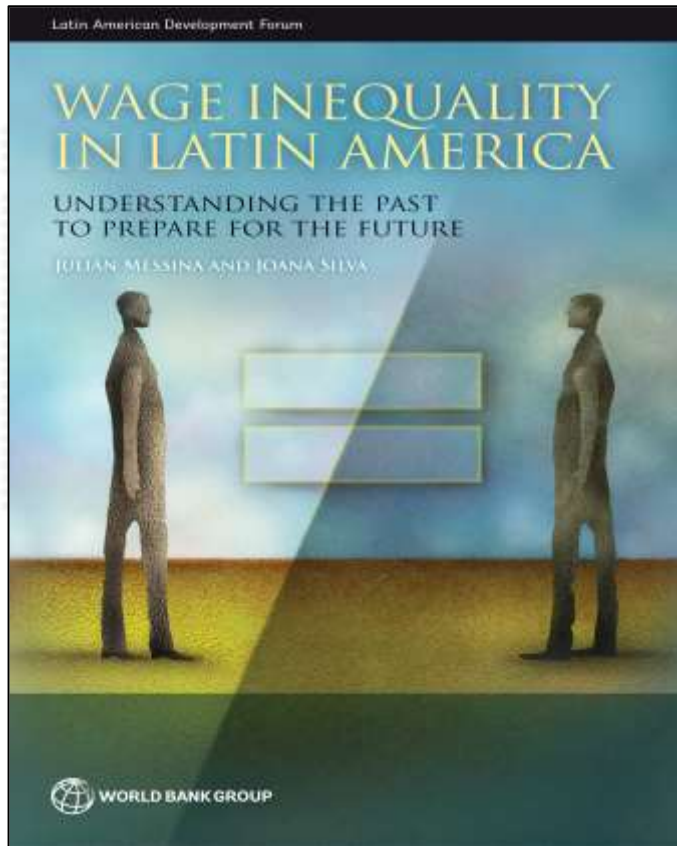
Example of uses: PPPs in the SDGs



OBJETIVOS DE DESARROLLO SOSTENIBLE

PPPs needed in 6 out of 17 Sustainable Development Goals (SDGs)

Example of uses: PPPs and Wage Inequality



Wage inequality in Latin America: understanding the past to prepare for the future (2018)

PPPs used to evaluate labor income, hourly wage, minimum wage and the distribution of wages for workers based on gender, sector and country.

[Access report at:](https://openknowledge.worldbank.org/bitstream/handle/10986/28682/9781464810398.pdf?sequence=15)

<https://openknowledge.worldbank.org/bitstream/handle/10986/28682/9781464810398.pdf?sequence=15>

Example of uses: PPPs in IMF & World Bank (IBRD) country quotas



THE WORLD BANK



- PPPs impact IMF and World Bank (IBRD) country quotas
- The larger a country's economy, the larger its quota tends to be
- Quota formulas use blend of GDP at market exchange rates and **GDP at PPP**

A faint, dotted world map serves as the background for the slide. The map is composed of small, light-colored dots that form the outlines of the continents. The overall color palette is light and airy, with a teal accent bar in the top right corner.

KNOWLEDGE AND OUTREACH ACTIVITIES

**ACTIVIDADES DE GENERACIÓN Y
DISEMINACIÓN DE CONOCIMIENTOS**

Knowledge Materials

E-learning Course



Papers



ICP Video Tutorials



Leaflet



Outreach Activities

Website



Newsletter



Uses (Reports, Articles)

Blog Posts



ICP celebration: 50 years in 2018

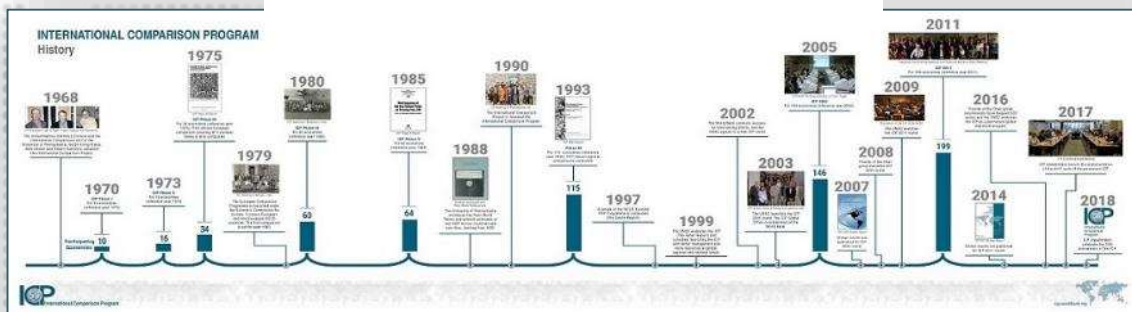


- ICP was established in 1968 by the United Nations and the University of Pennsylvania, with financial contributions from the Ford Foundation and the World Bank
- 2018 marks the 50th anniversary of the ICP. Special events organized to celebrate this milestone:
 - UNSC Reception for Commission Delegates celebrating the ICP's 50 years [New York, March 2018]
 - ICP special conference to commemorate 50 years of the ICP [Washington, May 2018]
 - Regional celebrations around major statistical events in every region

ICP 50 year celebration @ UNSC (March 2018)



ICP 50th Anniversary Posters



ICP 50th Anniversary Video





THANK YOU! / ¡GRACIAS!